



**Shri Nagpur Gujarati Mandal
VMV Comm JMT Arts and JJP Science College
Wardhaman Nagar, Nagpur – 440 008.**



**ANALYSIS OF FEEDBACK ON
CURRICULUM BY STUDENTS:
ACADEMIC YEAR - 2022-23
INTERNAL QUALITY ASSURANCE CELL**

ANALYSIS OF FEEDBACK ON CURRICULUM BY STUDENTS:

The institution's Feedback Committee designs the feedback forms and invites feedback from stakeholders to monitor and evaluate its performance quality on curriculum and curriculum-related issues. Accordingly, the feedback forms were collected from students on several aspects of the curriculum and its learning-related issues in terms of quality, competence, skills, and professionalism, that is, teachers' overall delivery of the curriculum.

Students were provided with an opportunity to comment on their learning experiences and assess teachers' performance in the classroom. For this academic year 2022-23, feedback has been collected from 1450 students across the streams of arts, commerce and management, Science, and Computer Departments.

The feedback committee's report was discussed in a meeting with the Principal, the IQAC Coordinator and all the Heads of various departments. On the basis of suggestions in the meeting, the Action Taken Report was prepared. The report was placed before the College Development Committee for their perusal.

STUDENT FEEDBACK:

Questions	Excellent	Good	Average	Below Average	Total
1) Regularity for taking lectures and Practical's.	488	742	181	39	1450
2) Punctual in the timing of class.	408	738	233	71	1450
3) Presents the material clearly.	422	725	232	71	1450
4) Cares about the students and to solve difficulties.	477	676	236	61	1450
5) The teacher is Knowledgeable.	613	645	157	35	1450
6) Skills in explaining difficult points	480	679	236	55	1450
7) Student teacher interaction	432	727	226	65	1450
8) Motivating to develop interest in the subject for higher studies	462	713	220	55	1450
9) Conducting the class tests.	386	696	273	95	1450
10) Weightage given to Employability	362	741	270	77	1450
11) Weightage given to Entrepreneurship	376	712	278	84	1450
12) Weightage given to Skill development	448	719	222	61	1450
13) Difficulty level of course content	328	776	290	56	1450
14) Quality, Clarity and relevance of textual reading/ Reference material / Study material.	422	738	230	60	1450
	30.07	49.39	16.18	4.36	100.00

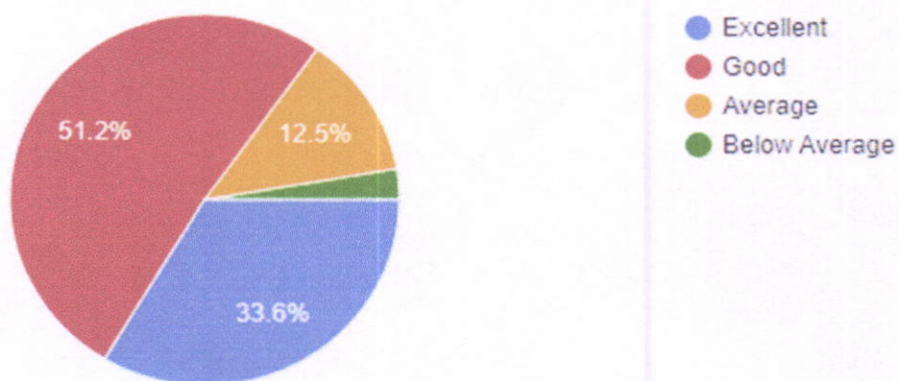
STUDENTFEEDBACK:

1. Regularity for taking lectures and practical.

Regularity for taking lectures and practical's.	Excellent	Good	Average	Below Average
%Response	33.60	51.20	12.50	2.70

1) Regularity for taking lectures and practicals.

1,450 responses

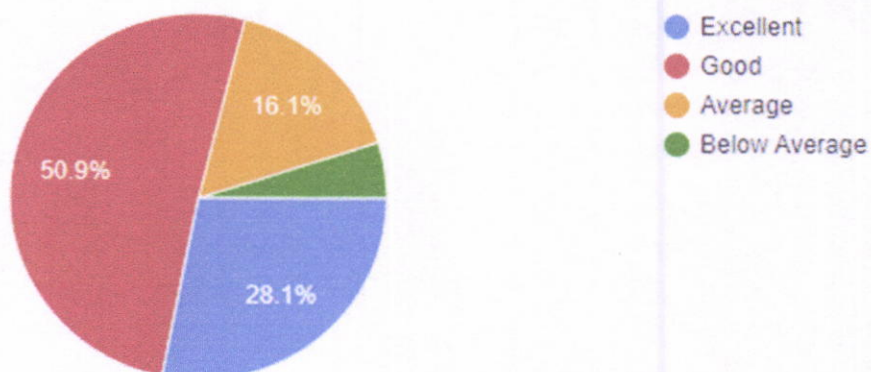


2. Punctual in the timing of class.

Punctual in the timing of class.	Excellent	Good	Average	Below Average
%Response	28.10	50.90	16.10	4.90

2) Punctual in the timing of class.

1,450 responses

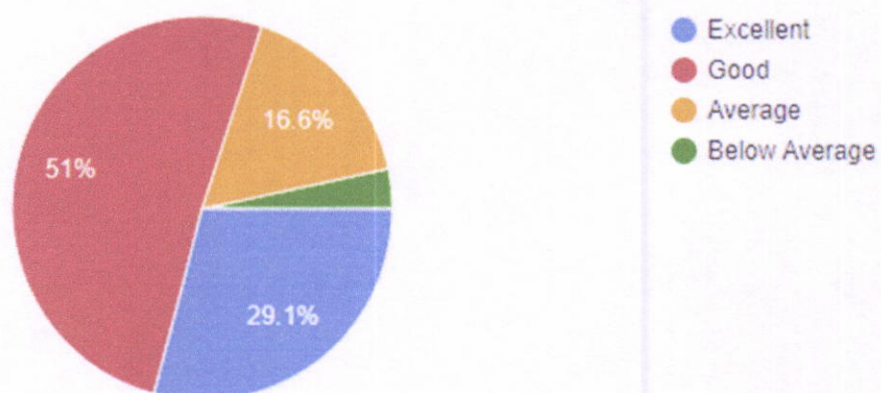


3. Presents the material clearly

Presents the material clearly	Excellent	Good	Average	Below Average
%Response	29.10	51.00	16.60	4.90

3) Presents the material clearly.

1,450 responses

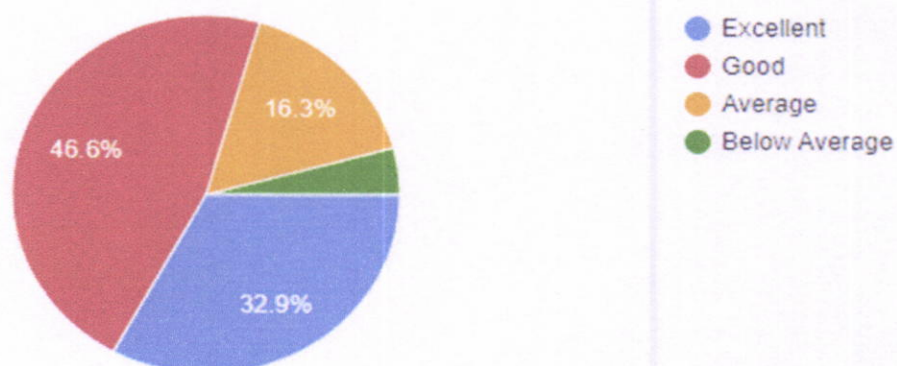


4.Cares about the students and to solve difficulties.

Cares about the students and to solve difficulties.	Excellent	Good	Average	Below Average
%Response	32.90	46.60	16.30	4.20

4) Cares about the students and to solve difficulties.

1,450 responses

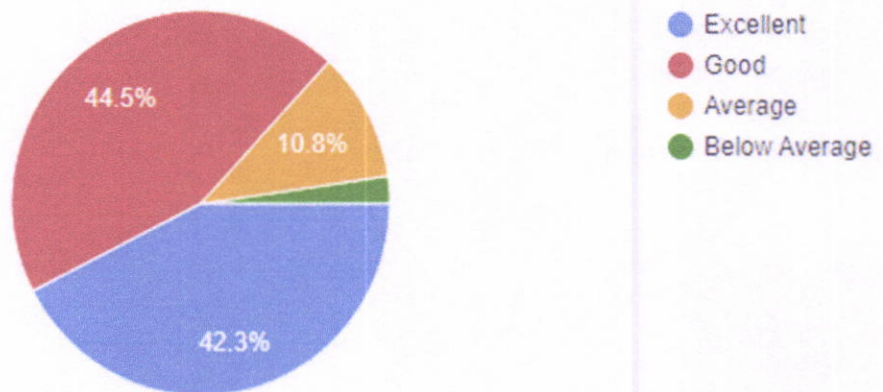


5.The teacher is Knowledgeable

The teacher is Knowledgeable	Excellent	Good	Average	Below Average
%Response	42.30	44.50	10.80	2.20

5) The teacher is Knowledgeable.

1,450 responses

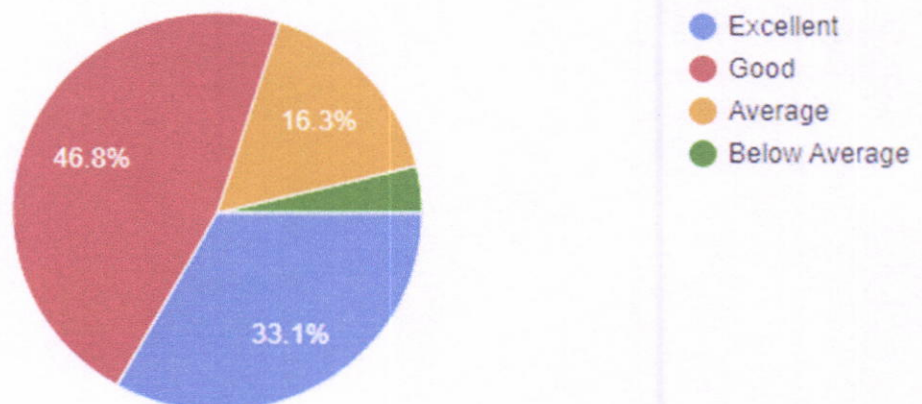


6.Skills in explaining difficult points.

Skills in explaining difficult points.	Excellent	Good	Average	Below Average
%Response	33.10	46.80	16.30	3.80

6) Skills in explaining difficult points.

1,450 responses

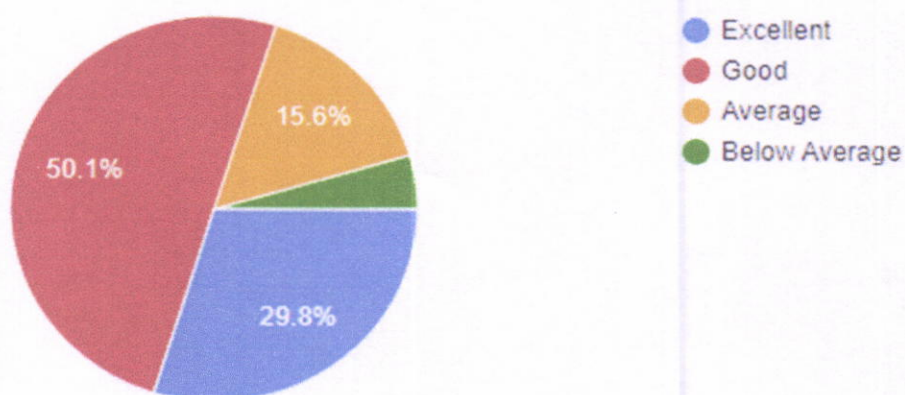


7. Student teacher interaction

Student teacher interaction	Excellent	Good	Average	Below Average
%Responses	29.80	50.10	15.60	4.50

7) Use of case studies, illustrations, current events in teaching.

1,450 responses

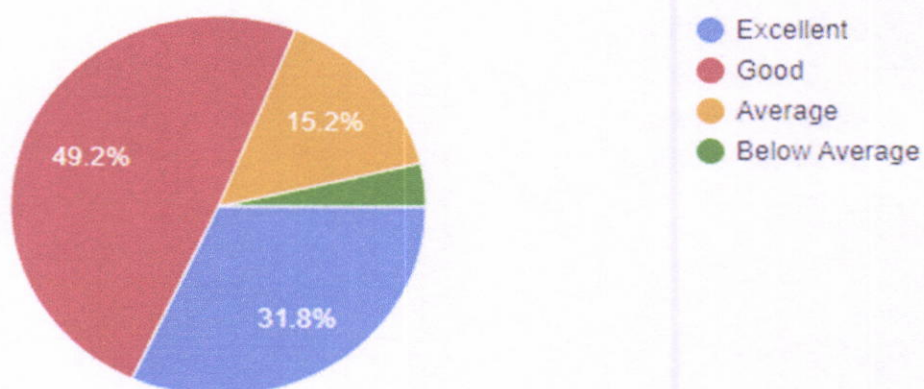


8. Motivating to develop interest in the subject for higher studies.

Motivating to develop interest in the subject for higher studies.	Excellent	Good	Average	Below Average
%Responses	31.80	49.20	15.20	3.80

8) Motivating to develop interest in the subject for higher studies.

1,450 responses

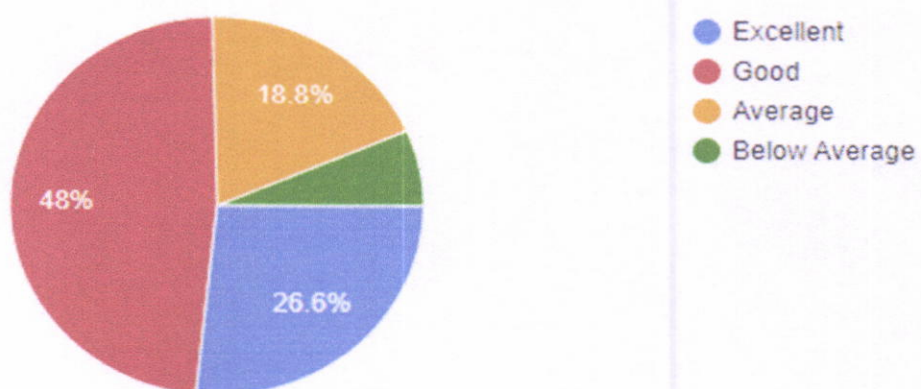


9. Conducting the class tests.

Conducting the class tests.	Excellent	Good	Average	Below Average
%Response	26.60	48.00	18.80	6.60

9) Conducting the class tests.

1,450 responses

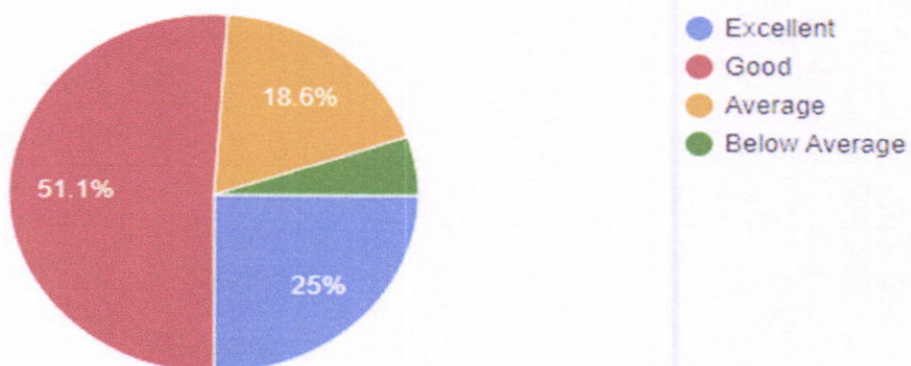


10. Weightage given to Employability.

Weightage given to Employability	Excellent	Good	Average	Below Average
%Response	25.00	51.10	18.60	5.30

10) Weightage given to Employability.

1,450 responses

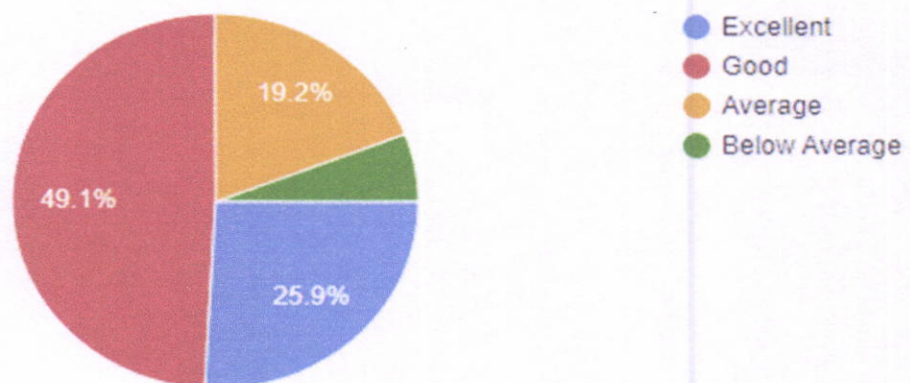


11.Weightage given to Entrepreneurship

Weightage given to Entrepreneurship	Excellent	Good	Average	Below Average
%Response	25.90	49.10	19.20	5.80

11) Weightage given to Entrepreneurship

1,450 responses

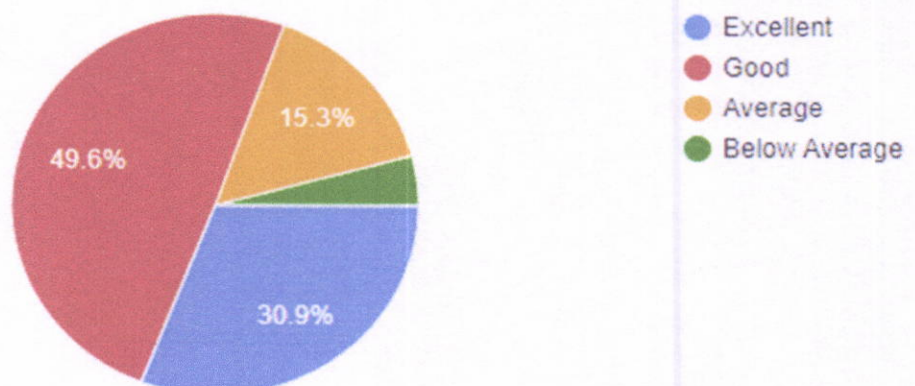


12.Weightage given to skill development.

Weightage given to skill development	Excellent	Good	Average	Below Average
%Response	30.90	49.60	15.30	4.20

12) Weightage given to Skill development

1,450 responses

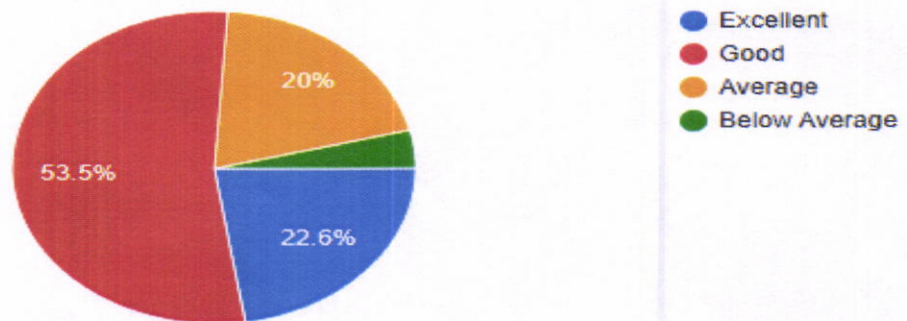


13. Difficulty level of course content

Difficulty level of course content	Excellent	Good	Average	Below Average
%Response	22.60	53.50	20.00	3.90

13) Difficulty level of course content

1,450 responses

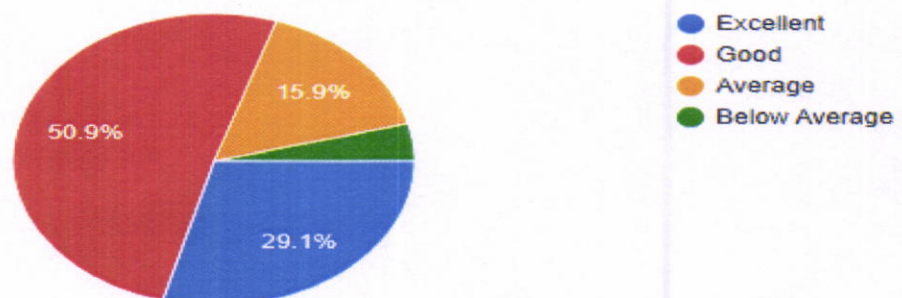


14. Quality, Clarity and relevance of textual reading/Reference material/Study material.


Quality, Clarity and relevance of textual reading/Reference material/Study material	Excellent	Good	Average	Below Average
%Response	29.10	50.90	15.90	4.10

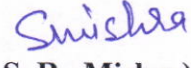
14) Quality, Clarity and relevance of textual reading/ Reference material / Study material.

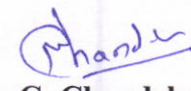
1,450 responses



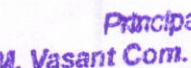
Overall Analysis : The curriculum is being satisfactorily delivered to students. It specifically covers the skill, knowledge and employability aspects beneficial to students.


(Dr. Pratap M. Chauhan)
Convener, Criterion – I


(Dr. Mrs. S. R. Mishra)
IQAR, Coordinator
Director, IQAC


(Dr. M. G. Chandekar)
Principal

V. M. Vasant Com., J. M. Thakar Arts
& J. J. Patel Sc. College
Wardhaman Nagar, Nagpur.


Principal
V. M. Vasant Com. J. M. Thakar
Arts & J. J. Patel Sc. College
Wardhaman Nagar, Nagpur



**Shri Nagpur Gujarati Mandal
VMV Comm JMT Arts and JJP Science College
Wardaman Nagar, Nagpur – 440 008.**



**ANALYSIS OF FEEDBACK ON
CURRICULUM BY TEACHERS:
ACADEMIC YEAR – 2022-23
INTERNAL QUALITY ASSURANCE CELL**

ANALYSIS OF FEEDBACK ON CURRICULUM BY TEACHERS :

The institution's feedback committee designs the feedback and collects feedback from its stakeholders to monitor and evaluate its performance quality on curriculum and curriculum-related issues. The feedback was invited from teachers on issues like suitability of the course and its need, outcome of the curriculum, relationship with course content and corresponding reference material, availability of reference materials vis-à-vis curriculum, evaluation methods and curriculum delivery, etc.

Accordingly, an online Google form was prepared to seek feedback from full-time faculty to strengthen the quality of teaching-learning process. The feedback on curriculum from 52 permanent faculty members of the institution for the academic year 2022-23 was collected.

The feedback committee's report was discussed in a meeting with the Principal, the IQAC Coordinator and all the Heads of various departments. On the basis of suggestions in the meeting, the Action Taken Report was prepared. The report was placed before the College Development Committee for their perusal.

TEACHERS FEEDBACK :

Questions	Excellent	Good	Average	Below Average	Total
1) Syllabus is suitable to the course.	12	34	6	00	52
2) Aims and objectives of the syllabi are well defined and clear to teachers and students.	16	30	6	00	52
3) Course content is followed by corresponding reference materials.	7	37	7	1	52
4) Syllabus has good balance between theory and application.	9	37	5	1	52
5) Syllabus has made me interested in the subject area.	17	29	6	00	52
6) The books prescribed are relevant, updated and appropriate.	9	33	9	01	52
7) Infrastructural facilities such as teachers room, class rooms, Labs are available in the college.	20	25	07	00	52
8) I have the freedom to adopt new techniques/ strategies of teaching such as seminar presentations, group discussions and learners participation.	28	21	03	00	52

9) Applicability/ relevance to real life situations & local developmental needs.	11	34	07	00	52
10)Weightage given to Employability.	12	30	08	02	52
11)Weightage given to Entrepreneurship.	09	30	12	01	52
12) Weightage given to Skill development.	18	27	05	02	52
13) Weightage given to Project	15	28	07	02	52
14) Weightage given to Learning Values (in terms of knowledge, concepts manual skills, analytical abilities and broadening perspectives)	16	30	06	00	52
15) Quality Clarity and relevance of textual reading/References material/Study material.	14	33	05	00	52
	27.31	58.72	12.69	1.28	100.00

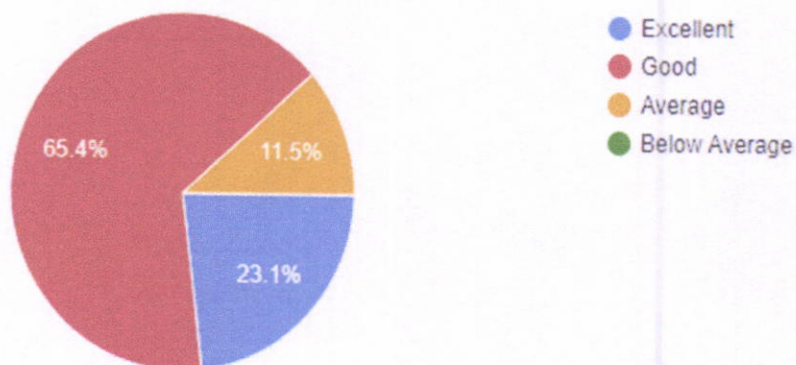
TEACHERS FEEDBACK :

1. Syllabus is suitable to the course.

Syllabus is suitable to the course	Excellent	Good	Average	Below Average
%Response	23.10	65.40	11.50	00

1) Syllabus is suitable to the course.

52 responses

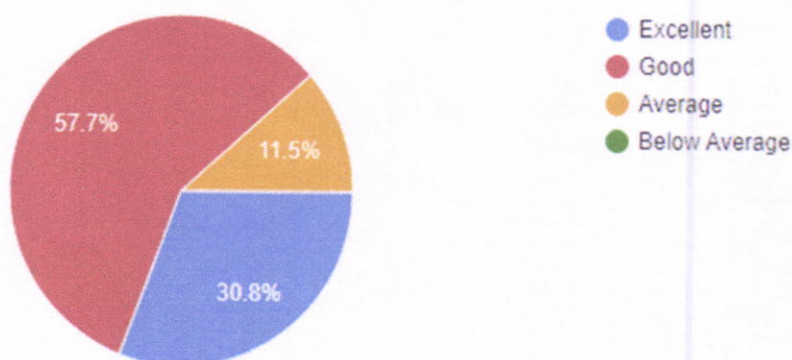


2.Aims and objectives of the syllabi are well defined and clear to teachers and students.

Aims and objectives of the syllabi are well defined and clear to teachers and students.	Excellent	Good	Average	Below Average
%Response	30.80	57.70	11.50	00

2) Aims and objectives of the syllabi are well defined and clear to teachers and students.

52 responses

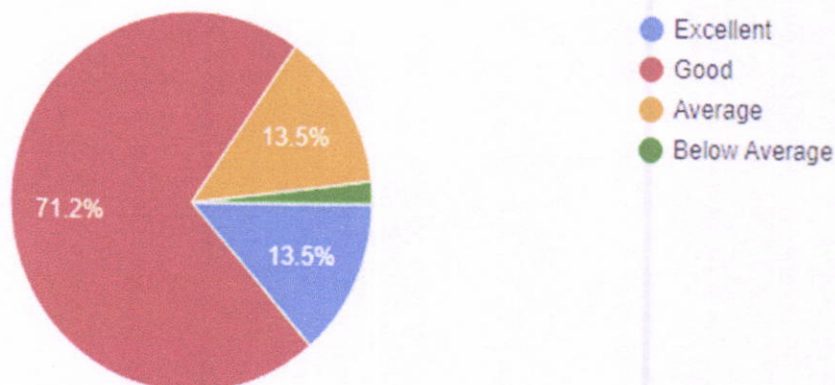


3.Course content if followed by corresponding reference materials.

Course content if followed by corresponding reference materials	Excellent	Good	Average	Below Average
%Response	13.50	71.20	13.50	1.80

3) Course content if followed by corresponding reference materials.

52 responses

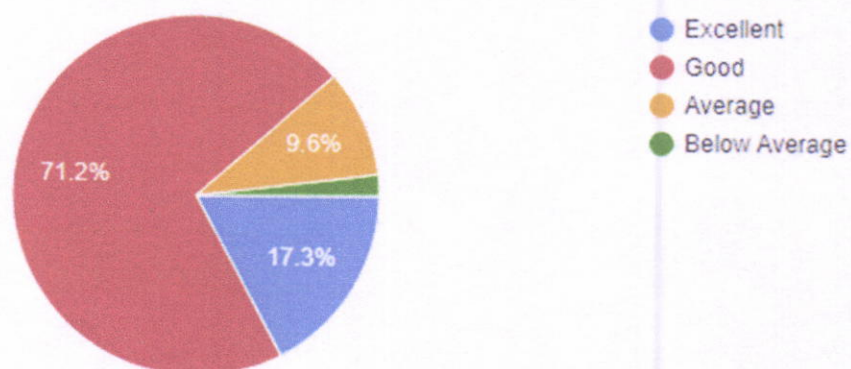


4.Syllabus has good balance between theory and application.

	Excellent	Good	Average	Below Average
Syllabus has good balance between theory and application.				
%Response	17.30	71.20	9.60	1.90

4) Syllabus has good balance between theory and application.

52 responses

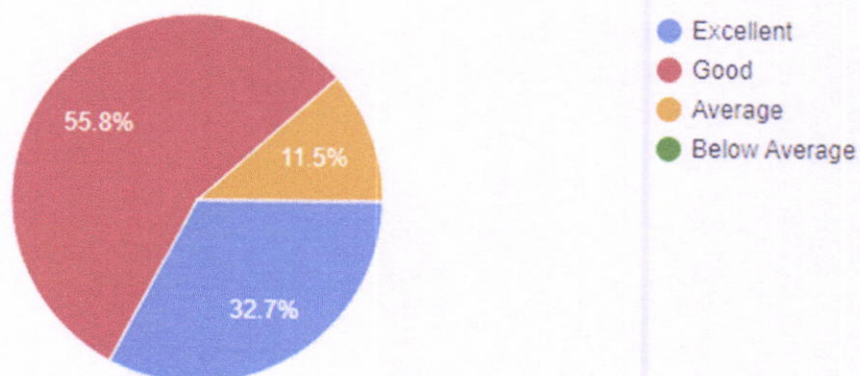


5.Syllabus has made me interested in the subject area

	Excellent	Good	Average	Below Average
Syllabus has made me interested in the subject area				
%Response	32.70	55.80	11.50	00

5) Syllabus has made me interested in the subject area.

52 responses

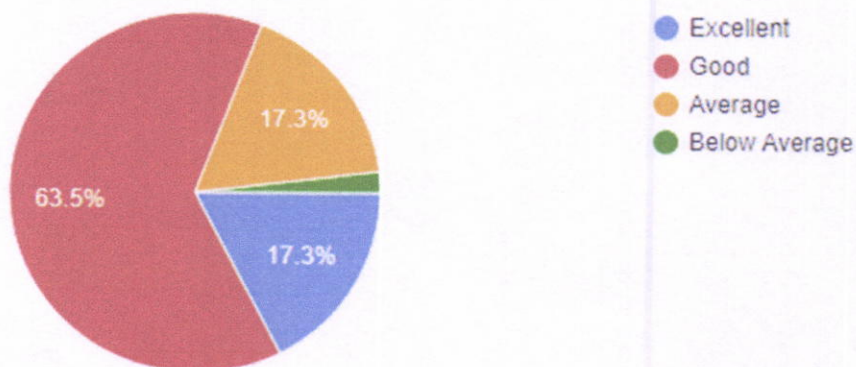


6.The books prescribed are relevant, updated and appropriate.

The books prescribed are relevant, updated and appropriate	Excellent	Good	Average	Below Average
%Response	17.30	63.50	17.30	1.90

6) The books prescribed are relevant, updated and appropriate.

52 responses

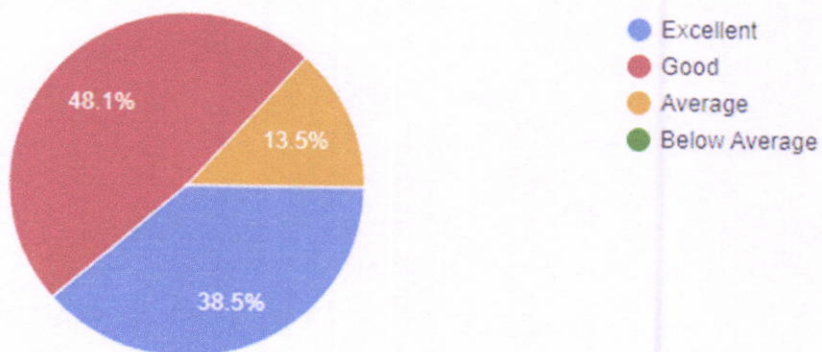


7.Infrastructure facilities such as teachers room, class rooms, Labs are available in the college.

Infrastructure facilities such as teachers room, class rooms, Labs are available in the college.	Excellent	Good	Average	Below Average
%Response	38.50	48.10	13.50	00

7) Infrastructure facilities such as teachers room, class rooms, Labs are available in the college.

52 responses

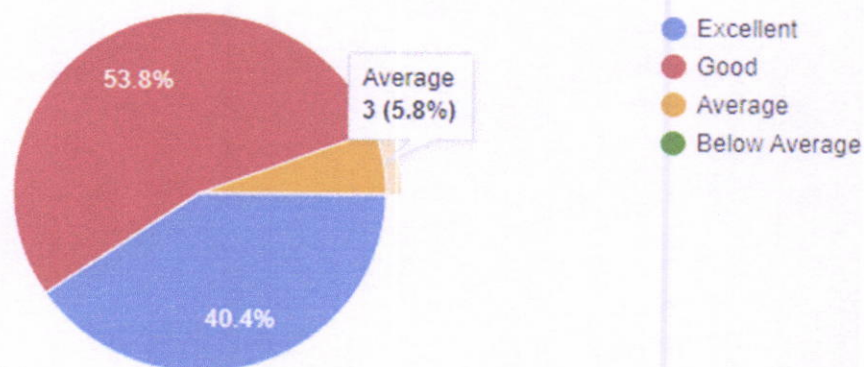


8.) I have the freedom to adopt new techniques/ strategies of teaching such as seminar presentations, group discussions and learners participation.

I have the freedom to adopt new techniques/ strategies of teaching such as seminar presentations, group discussions and learners participation.	Excellent	Good	Average	Below Average
%Response	40.40	53.80	5.80	00

8) I have the freedom to adopt new techniques/ strategies of teaching such as seminar presentations, group discussions and learners participation.

52 responses

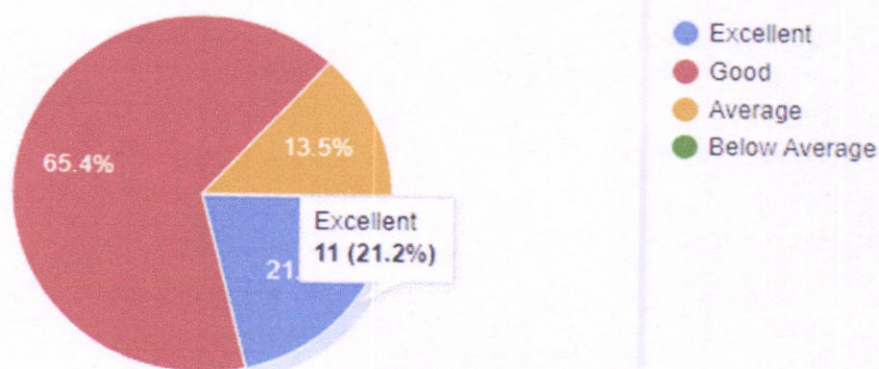


9.Applicability/relevance to real life situation &local development needs.

Applicability/relevance to real life situation &local development needs.	Excellent	Good	Average	Below Average
%Response	21.20	65.40	13.50	00

9) Applicability/ relevance to real life situations & local developmental needs.

52 responses

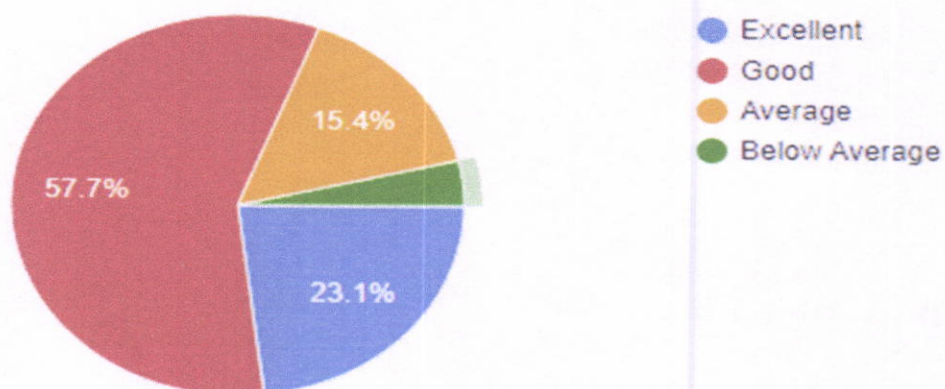


10.Weightage given to Employability.

Weightage given to Employability	Excellent	Good	Average	Below Average
%Response	23.10	57.70	15.40	3.80

10) Weightage given to Employability.

52 responses

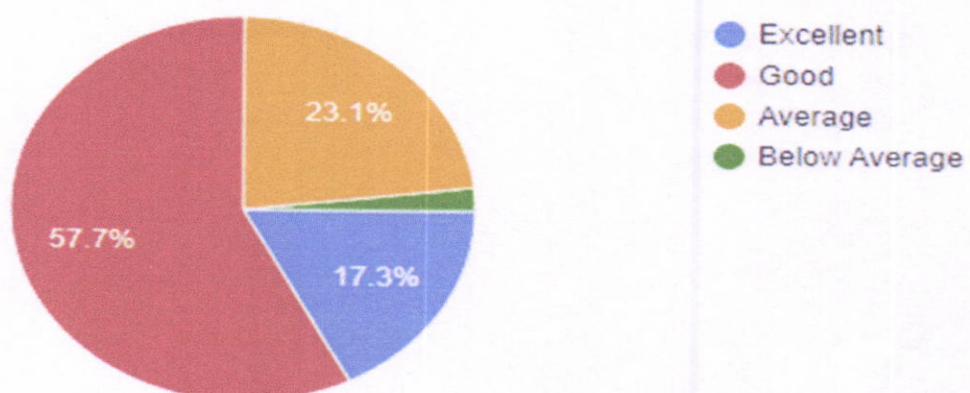


11.Weightage given to Entrepreneurship

Weightage given to Entrepreneurship	Excellent	Good	Average	Below Average
%Response	17.30	57.70	23.10	1.90

11) Weightage given to Entrepreneurship.

52 responses

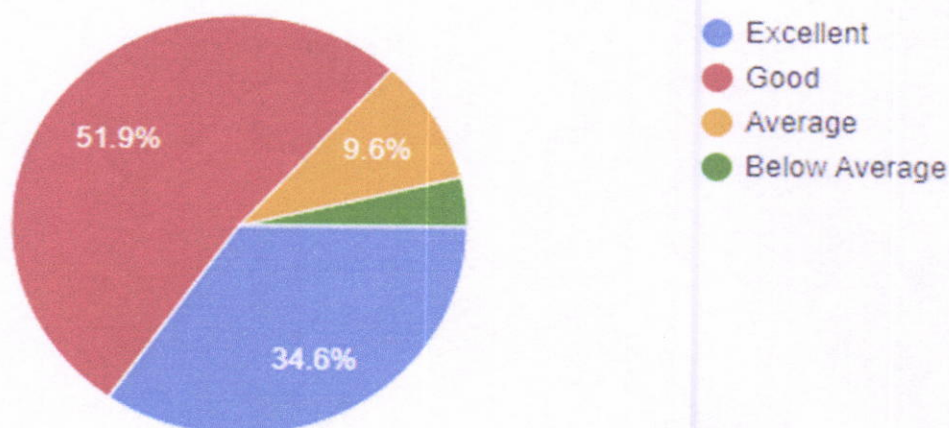


12. Weightage given to skill development.

Weightage given to skill development	Excellent	Good	Average	Below Average
%Response	34.60	51.90	9.60	3.90

12) Weightage given to Skill development.

52 responses

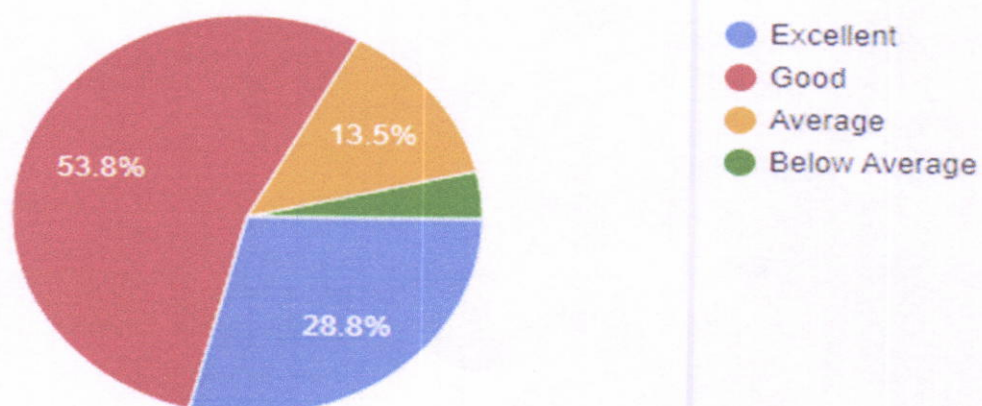


13. Weightage given to Project

Weightage given to Project	Excellent	Good	Average	Below Average
%Response	28.80	53.80	13.50	3.90

13) Weightage given to Project

52 responses

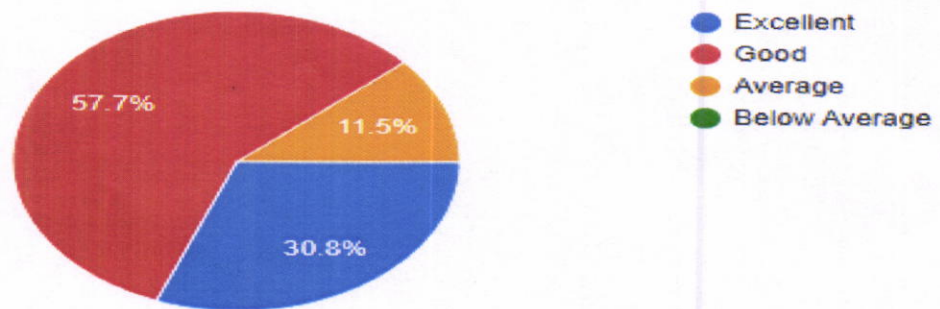


14.Weightage given to Learning Values (in terms of knowledge, concepts manual skills, analytical abilities and broadening perspectives).

Weightage given to Learning Values (in terms of knowledge, concepts manual skills, analytical abilities and broadening perspectives)	Excellent	Good	Average	Below Average
%Response	30.8	57.7	11.5	00

14) Weightage given to Learning Values (in terms of knowledge, concepts manual skills, analytical abilities and broadening perspectives)

52 responses

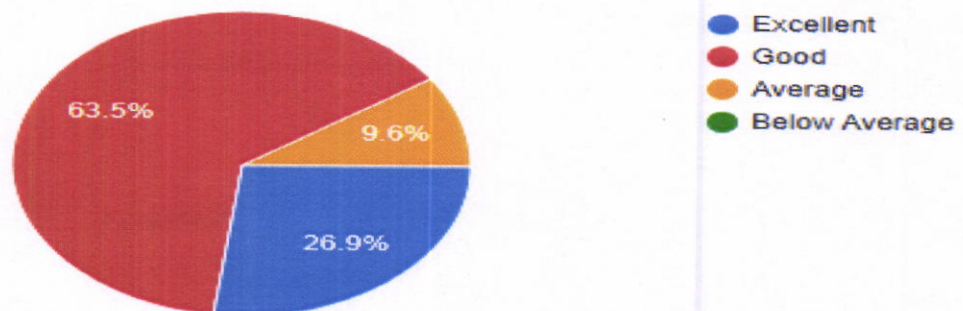


15.Quality Clarity and relevance of textual reading/References material/Study material.


Quality, Clarity and relevance of textual reading/Reference material/Study material	Excellent	Good	Average	Below Average
%Response	26.9	63.5	9.6	00

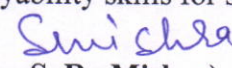
15) Quality Clarity and relevance of textual reading/References material/Study material.

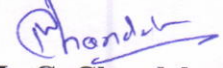
52 responses



Overall Analysis: The curriculum aims at holistic development of students. It includes all the aspects: knowledge, values and employability skills for students.


(Dr. Pratap M. Chauhan)
Convener, Criterion – I


(Dr. Mrs. S. R. Mishra)
IQAR, Coordinator
Director, IQAC


(Dr. M. G. Chandekar)
Principal

V. M. Vasant Com., J. M. Thakar Arts & J. J. Patel Sc. College
Wardhaman Nagar, Nagpur

V. M. Vasant Com. J. M. Thakar Arts & J. J. Patel Sc. College
Wardhaman Nagar, Nagpur



Shri Nagpur Gujarati Mandal
VMV Comm JMT Arts and JJP Science College
Wardaman Nagar, Nagpur – 440 008.



**ANALYSIS OF FEEDBACK ON
CURRICULUM BY EMPLOYERS:
ACADEMIC YEAR - 2022-23
INTERNAL QUALITY ASSURANCE CELL**

ANALYSIS OF FEEDBACK ON CURRICULUM BY EMPLOYERS:

It is standard practice for the institution to get feedback on the curriculum from its employers. The institution considers employers as its stakeholders, and they can provide good suggestions on the curriculum. A special committee called the Feedback Analysis Committee has been set up for this activity. This committee designs and collects feedback. As such, feedback was invited from the employers on various aspects like Communication Skills, Problem-Solving Skills, Organizational Skills, use of technology, adaptability to change, etc.

In their feedback, the employers suggested creating opportunities for student leadership development. They evaluated the soft skills and professional skills of the college students positively, concluding that the curriculum was adequate.

The feedback committee's report was discussed in a meeting with the Principal, the IQAC Coordinator and all the Heads of various departments. On the basis of suggestions in the meeting, the Action Taken Report was prepared. The report was placed before the College Development Committee for their perusal.

EMPLOYERS FEEDBACK

Questions	Excellent	Good	Average	Below Average	Total
1) Innovativeness and creativity	12	11	00	00	23
2) Weightage given to Employability/ entrepreneurship/ Skill development	09	14	00	00	23
3) Weightage given to practical, field work component	8	15	00	00	23
4) Depth of the course content	6	15	02	00	23
5) Syllabus proved useful at workplace	11	11	01	00	23
6) Incorporation of component about development of ability to manage/ leadership qualities	10	12	01	00	23
7) Weightage given to Learning values (in terms of knowledge, concepts, manual skills, analytical abilities and broadening perspectives)	10	11	02	00	23
8) Quality, Clarity and relevance of textual reading / Reference material / Study material	10	11	02	00	23
9) Usage of Syllabus for developmental of human resource at your industry / workplace	07	14	02	00	23
%	40.10	55.07	4.83	00	100

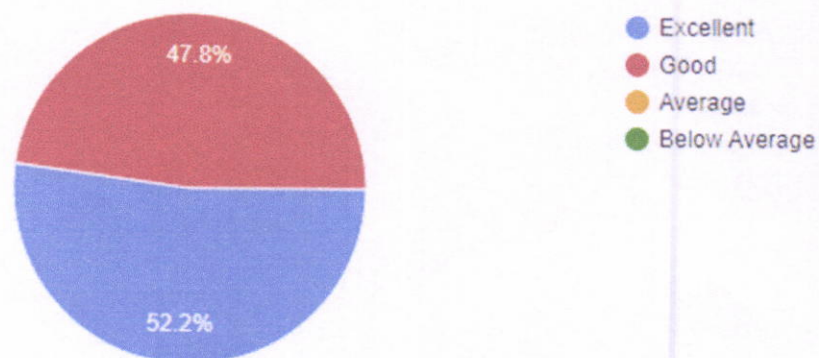
EMPLOYERS FEEDBACK

1) Innovativeness and creativity

Innovativeness and creativity	Excellent	Good	Average	Below Average
%Response	52.20	47.80	00	00

1) Innovativeness and creativity

23 responses

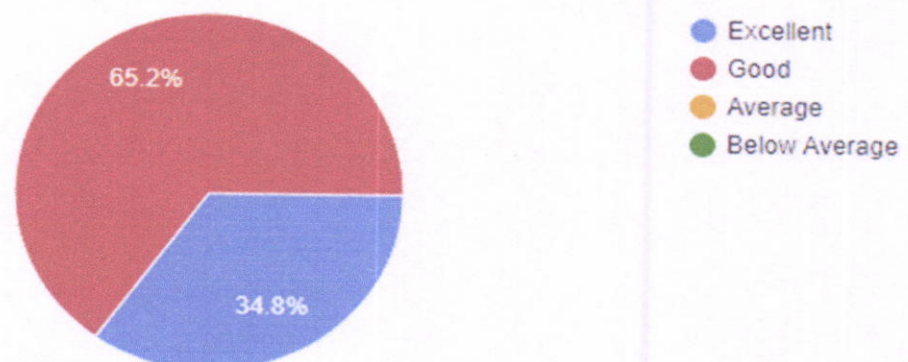


2. Weightage given to Employability/ entrepreneurship/ Skill development

Weightage given to Employability/ entrepreneurship/ Skill development	Excellent	Good	Average	Below Average
%Response	34.80	65.20	00	00

2) Weightage given to Employability/ entrepreneurship/ Skill development

23 responses

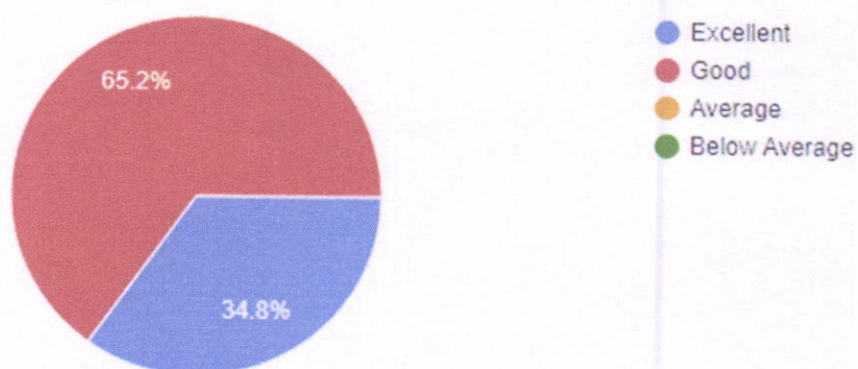


3. Weightage given to practical, field work component.

Weightage given to practical, field work component	Excellent	Good	Average	Below Average
%Response	34.80	65.20	00	00

3) Weightage given to practical, field work component

23 responses

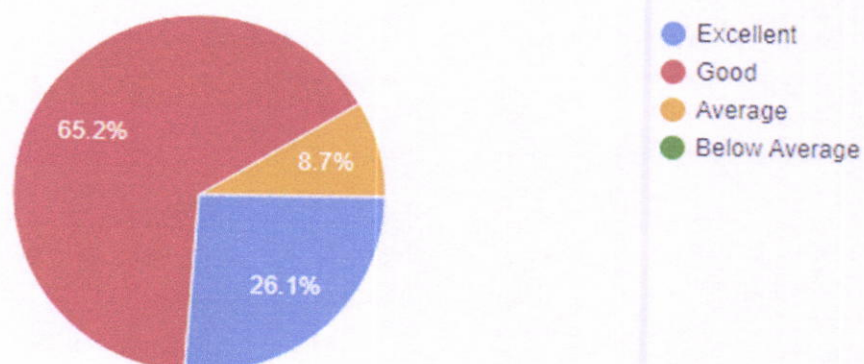


4.Depth of the course content

Depth of the course content	Excellent	Good	Average	Below Average
%Response	26.10	65.20	8.70	00

4) Depth of the course content

23 responses

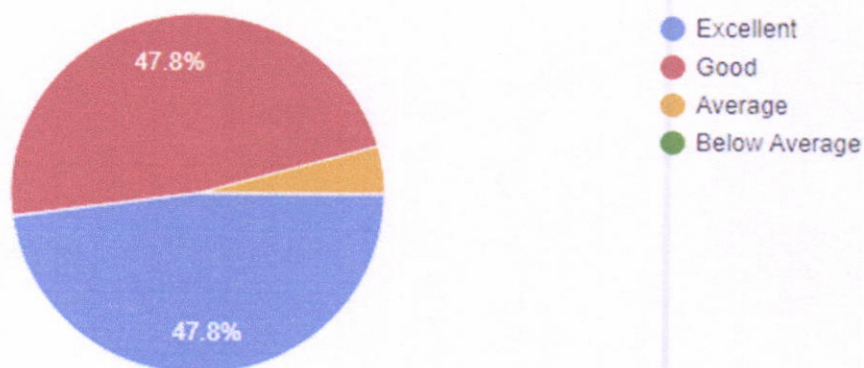


5. Syllabus proved useful at workplace

Syllabus proved useful at workplace	Excellent	Good	Average	Below Average
%Response	47.80	47.80	4.40	00

5) Syllabus proved useful at workplace

23 responses

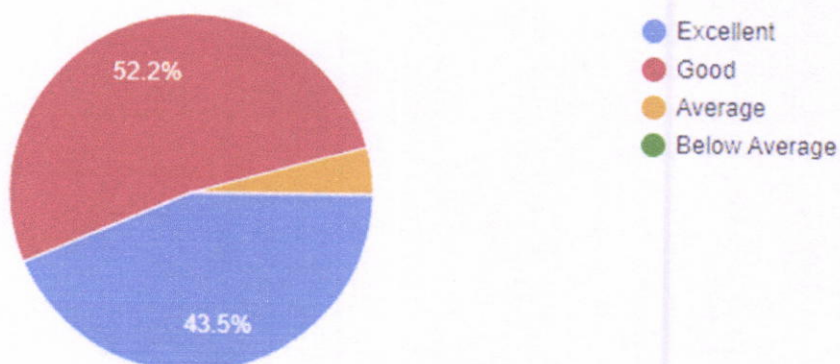


6. Incorporation of component about development of ability to manage/ leadership qualities.

Incorporation of component about development of ability to manage/ leadership qualities.	Excellent	Good	Average	Below Average
%Response	43.50	52.50	4.00	00

6) Incorporation of component about development of ability to manage/ leadership qualities

23 responses

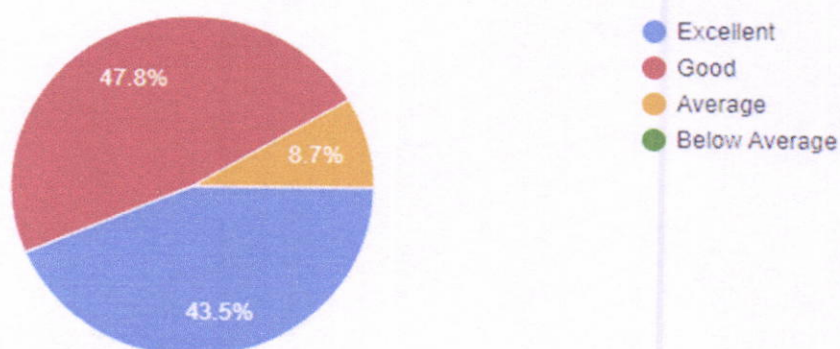


7.Weightage given to Learning values (in terms of knowledge, concepts, manual skills, analytical abilities and broadening perspectives).

Weightage given to Learning values (in terms of knowledge, concepts, manual skills, analytical abilities and broadening perspectives)	Excellent	Good	Average	Below Average
%Response	43.50	47.80	8.70	00

7) Weightage given to Learning values (in terms of knowledge, concepts, manual skills, analytical abilities and broadening perspectives)

23 responses

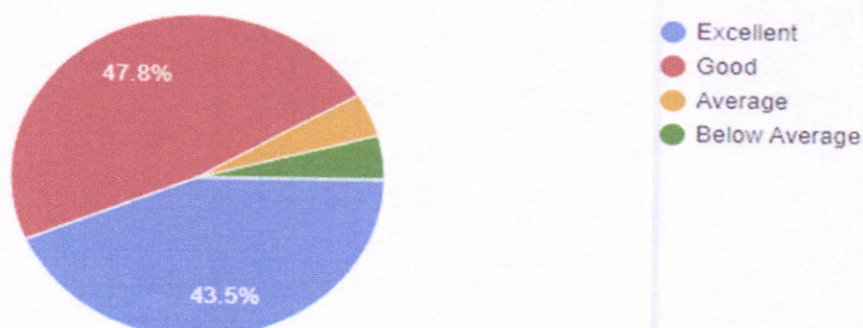


8) Quality, Clarity and relevance of textual reading / Reference material / Study material.

Quality, Clarity and relevance of textual reading / Reference material / Study material.	Excellent	Good	Average	Below Average
%Response	43.50	47.80	4.35	4.35

8) Quality, Clarity and relevance of textual reading / Reference material / Study material

23 responses

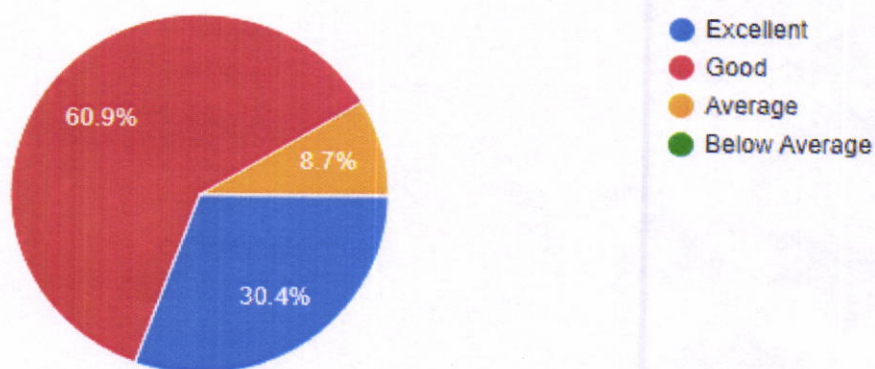


9) Usage of Syllabus for developmental of human resource at your industry / workplace.


Usage of Syllabus for developmental of human resource at your industry / workplace	Excellent	Good	Average	Below Average
%Response	30.40	60.90	8.70	00


9) Usage of Syllabus for developmental of human resource at your industry / workplace


23 responses



Overall Analysis: The curriculum is designed with emphasis on market oriented, skills required of work-place and leadership qualities.


(Dr. Pratap M. Chauhan)
Convener, Criterion – I


(Dr. Mrs. S. R. Mishra)
IQAR, Coordinator
Director, IQAC


(Dr. M. G. Chandekar)
Principal

V. M. Vasant Com., J. M. Thakar Arts
& J. J. Patel Sc. College
Wardhaman Nagar, Nagpur

V. M. Vasant Com. J. M. Thakar
Arts & J. J. Patel Sc. College
Wardhaman Nagar, Nagpur



**Shri Nagpur Gujarati Mandal
VMV Com. JMT Arts and JJP Science College
Wardaman Nagar, Nagpur – 440 008.**



**ANALYSIS OF FEEDBACK ON
CURRICULUM BY ALUMNI :
ACADEMIC YEAR –2022-2023
INTERNAL QUALITY ASSURANCE CELL**

ANALYSIS OF FEEDBACK ON CURRICULUM BY ALUMNI:

It is a standard practice of the institution to take feedback on curriculum from its alumni members. The alumni are the institution's most important pillar, and they can provide quality suggestions for the curriculum. A special Feedback Analysis Committee is set up for this activity. This committee invites alumni feedback on the curriculum. The issues like adequacy of courses, content enrichment, compatibility with industries, self-learning and problem-solving skills are considered while collecting the feedback. The feedback suggested that the syllabus should include more practical aspects like communication and other applied aspects.

The feedback committee's report was discussed in a meeting with the Principal, the IQAC Coordinator and all the Heads of various departments. On the basis of suggestions in the meeting, the Action Taken Report was prepared. The report was placed before the College Development Committee for their perusal.

ALUMNI FEEDBACK:

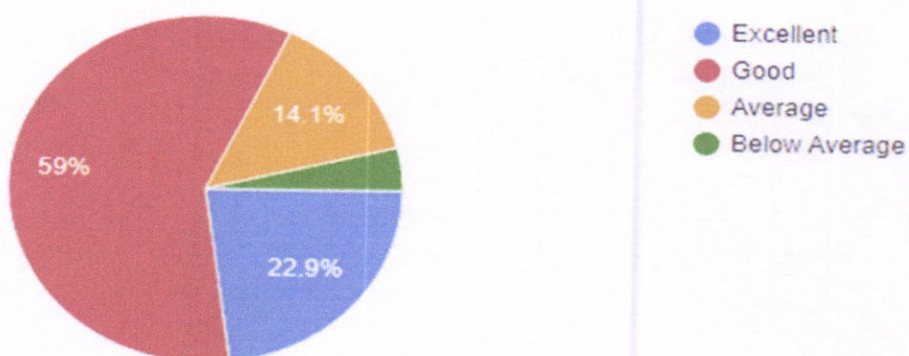
Questions	Excellent	Good	Average	Below Average	Total
1) Applicability /relevance to real life situations & local developmental needs	57	147	35	10	249
2) Weightage given to Employability	44	147	34	24	249
3) Weightage given to Entrepreneurship	55	132	38	24	249
4) Weightage given to Skill development	71	132	32	14	249
5) Weightage given to Project	81	119	34	15	249
6) Weightage given to practical and field work component	87	116	30	16	249
7) Usefulness of Syllabus at workplace	72	125	37	15	249
8) Weightage given to Learning values (in terms of knowledge, concepts, manual skills, analytical abilities and broadening perspectives)	70	133	35	11	249
9) Creation of interest to pursue higher education	81	130	28	10	249
10) Weightage given to practical, field work component	77	126	35	11	249
11) Syllabus has good balance between theory & Application	62	126	46	15	249
	271.00	52.32	14.02	6.02	100.00

ALUMNI FEEDBACK

1) Applicability /relevance to real life situations & local developmental needs

Applicability /relevance to real life situations & local developmental needs	Excellent	Good	Average	Below Average
% Response	22.90	59.00	14.10	4.00

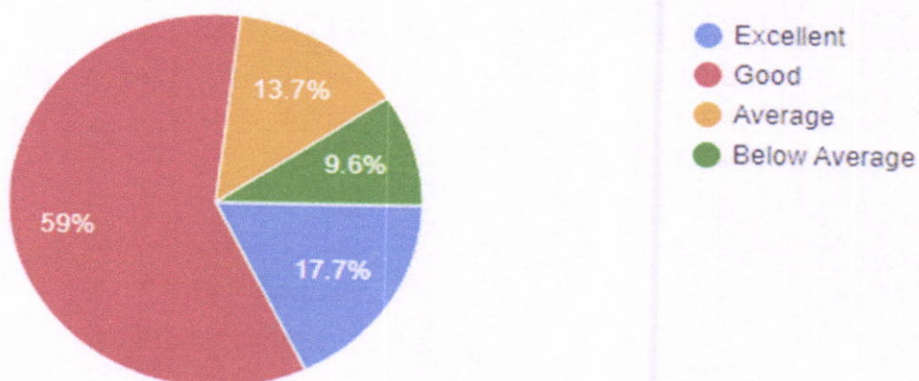
1) Applicability /relevance to real life situations & local developmental needs
249 responses



2.Weightage given to Employability

Weightage given to Employability.	Excellent	Good	Average	Below Average
%Response	17.70	59.00	13.70	9.60

2) Weightage given to Employability
249 responses

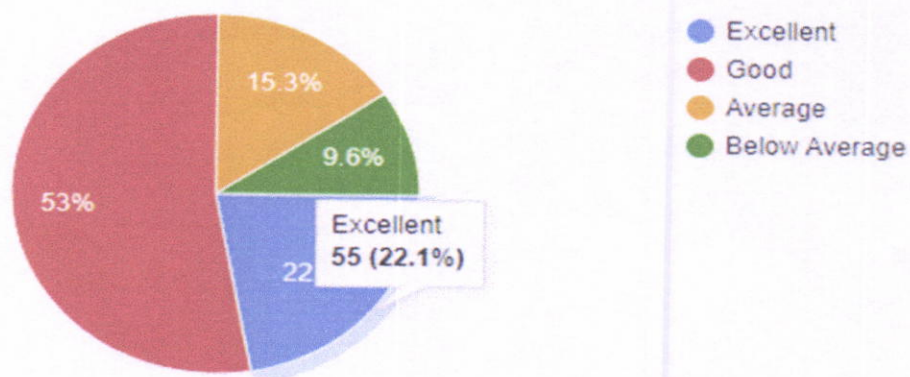


3. Weightage given to Entrepreneurship.

Weightage given to Entrepreneurship	Excellent	Good	Average	Below Average
%Response	22.10	53.00	15.30	9.60

3) Weightage given to Entrepreneurship

249 responses

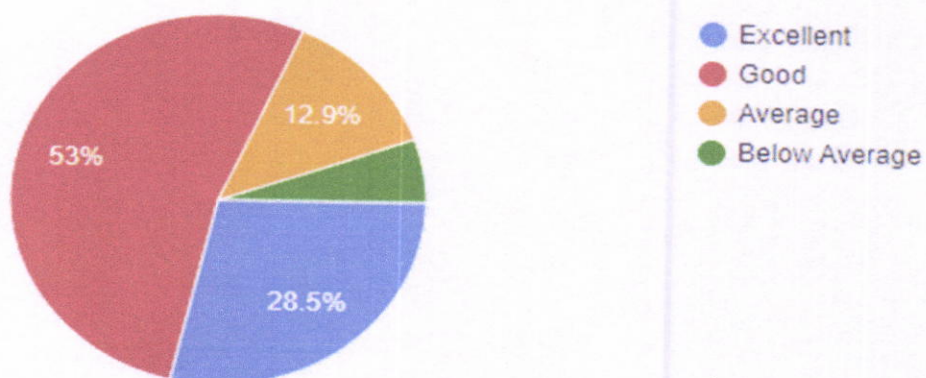


4) Weightage given to Skill development

Weightage given to Skill development	Excellent	Good	Average	Below Average
%Response	28.50	53.00	12.90	5.60

4) Weightage given to Skill development

249 responses

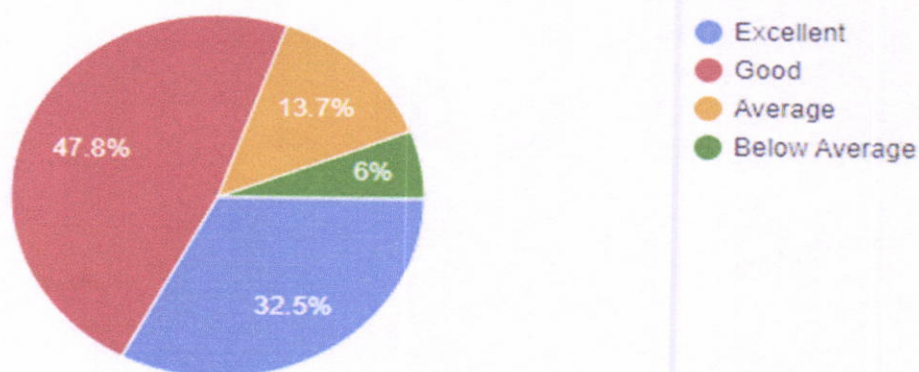


5) Weightage given to Project

Weightage given to Project	Excellent	Good	Average	Below Average
%Responses	32.50	47.80	13.70	6.00

5) Weightage given to Project

249 responses

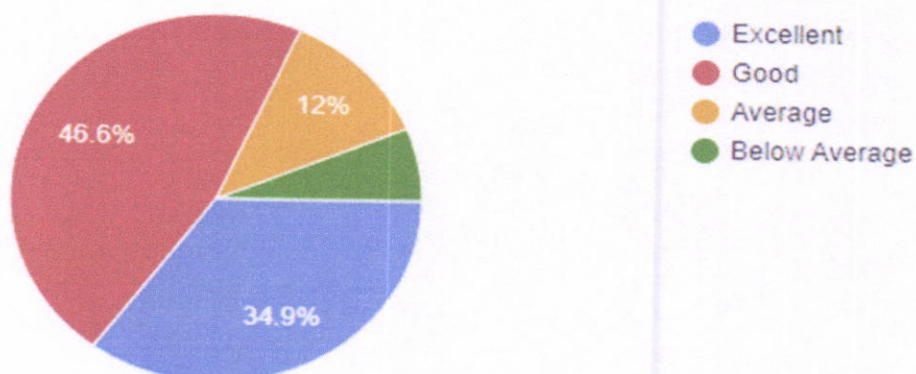


6. Weightage given to practical and field work component.

Weightage given to practical and field work component	Excellent	Good	Average	Below Average
%Responses	34.90	46.60	12.00	6.50

6) Weightage given to practical and field work component

249 responses

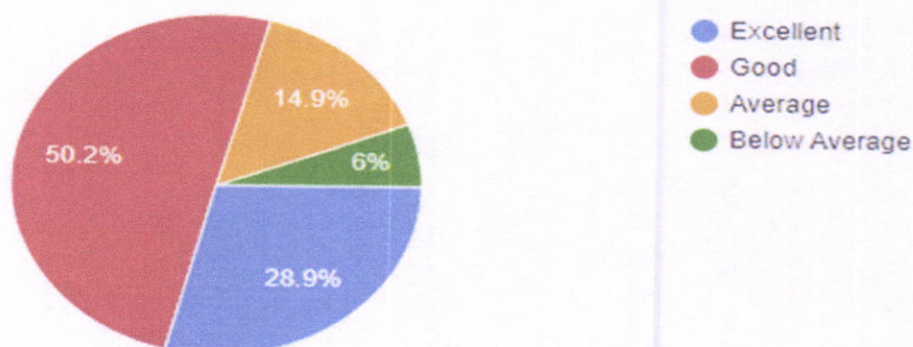


7. Usefulness of Syllabus at workplace.

Usefulness of Syllabus at workplace	Excellent	Good	Average	Below Average
%Response	28.90	50.20	14.90	6.00

7) Usefulness of Syllabus at workplace

249 responses

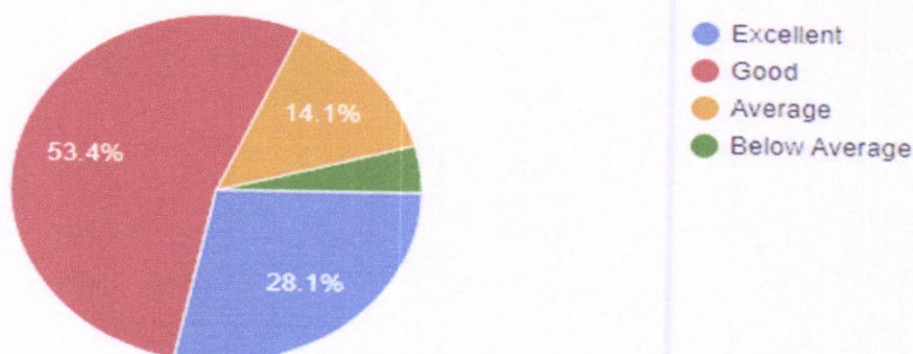


8) Weightage given to Learning values (in terms of knowledge, concepts, manual skills, analytical abilities and broadening perspectives).

Weightage given to Learning values (in terms of knowledge, concepts, manual skills, analytical abilities and broadening perspectives).	Excellent	Good	Average	Below Average
%Response	28.10	53.40	14.10	4.40

8) Weightage given to Learning values (in terms of knowledge, concepts, manual skills, analytical abilities and broadening perspectives)

249 responses

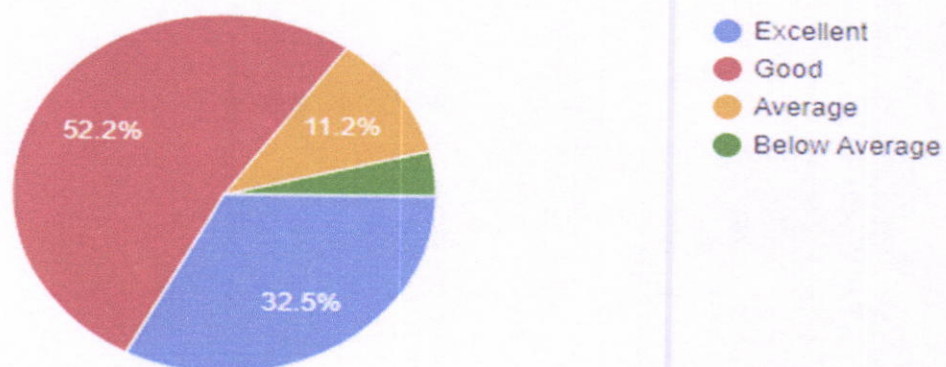


9. Creation of interest to pursue higher education.

Creation of interest to pursue higher education	Excellent	Good	Average	Below Average
% Response	32.50	52.20	11.20	4.10

9) Creation of interest to pursue higher education

249 responses

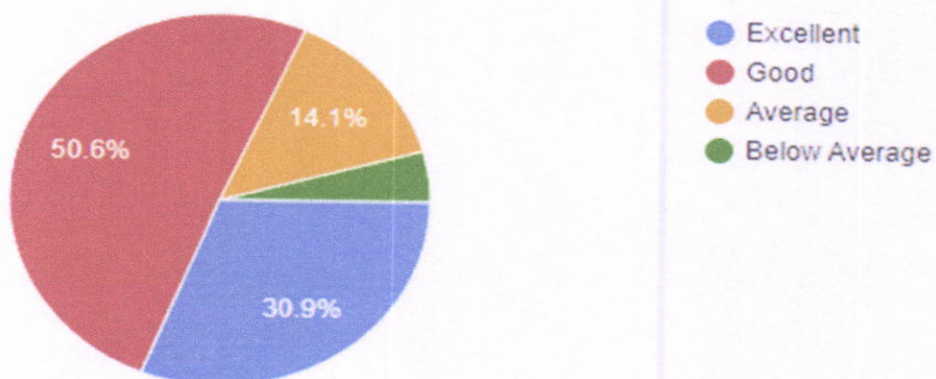


10.Weightage given to practical, field work component.

Weightage given to practical, field work component	Excellent	Good	Average	Below Average
%Response	30.90	50.60	14.10	4.40

10) Weightage given to practical, field work component

249 responses

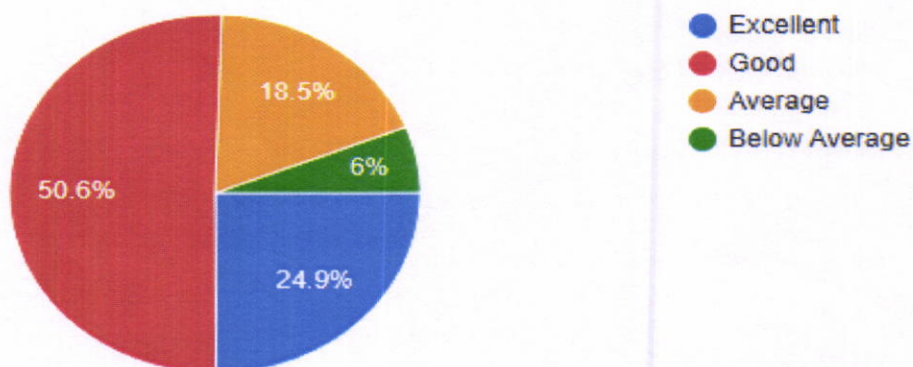


11. Syllabus has good balance between theory & Application

Syllabus has good balance between theory & Application	Excellent	Good	Average	Below Average
%Response	24.90	50.60	18.50	6.00

11) Syllabus has good balance between theory & Application

249 responses



Overall Analysis: The curriculum includes content on knowledge development, values and employability related skills. More content that would train the students in practical aspects useful for the current market scenario should be included.

(Dr. Pratap M. Chauhan)
Convener, Criterion – I

(Dr. Mrs. S. R. Mishra)
IQAR, Coordinator
Director, IQAC

(Dr. M. G. Chandekar)
Principal


J. M. Vasant Com., J. M. Thakar Arts
& J. J. Patel Sc. College
Wardhaman Nagar, Nagpur


J. M. Vasant Com. J. M. Thakar
Arts & J. J. Patel Sc. College
Wardhaman Nagar, Nagpur


VMV Commerce, JMT Arts and JJP Science College
Wardhaman Nagpur – 440008

ACTION TAKEN REPORT – 2022-23


Stakeholder	Suggestion /Feedback	Action Taken
Student	The students expressed general contentment with the teaching-learning process, particularly appreciating the instructors for effectively imparting practical skills such as communication, entrepreneurship, and employment-oriented abilities.	Teachers were instructed to foster a student-friendly environment, encouraging them to utilise additional reference materials to inspire students to develop entrepreneurial abilities and communication skills beneficial for future job placements.
Teachers	Teachers provided satisfactory feedback on nearly all aspects of the syllabus.	All teachers were advised to enhance the frequency of teaching methods, such as seminars, group discussions, PowerPoint presentations, quizzes, etc.
The Alumni	Encouraging students to pursue higher education was suggested, emphasizing its role in ensuring preparedness for job placement.	The Alumni Association plans to boost membership and raise additional funds to support students needing financial assistance for higher education. Additionally, the association aims to establish effective connections with industrial organisations to aid students in securing job placements.
Employer	Employers conveyed their contentment with the skills exhibited by the students currently working in their organization.	The college resolved to offer an expanded array of courses focused on enhancing employability skills. This includes the introduction of additional certificate and skill development courses for students.


(Dr. Pratap M. Chauhan)
Convener, Criterion – I


(Dr. Mrs. S. R. Mishra)
IQAR, Coordinator
Director, IQAC


(Dr. M. G. Chandekar)
Principal

**V. M. Vasant Com., J. M. Thakar Arts
& J. J. Patel Sc. College**
Wardhaman Nagar, Nagpur


**V. M. Vasant Com. J. M. Thakar
Arts & J. J. Patel Sc. College**
Wardhaman Nagar, Nagpur