



**Shri Nagpur Gujarati Mandal's
VMV Commerce, JMT Arts and JJP Science College
Wardhaman Nagar, Nagpur – 440008
NAAC RE-Accredited 'B+' Grade with CGPA 2.55**

***Institution obtains feedback on the academic performance and
ambience of the institution from various stakeholders, such as
Students, Teachers, Employers, Alumni etc. and action taken report***

4th Cycle for Accreditation

**Analysis Report of
Feedback on the Academic Performance and Ambience of the
Institution from Various Stakeholders
Academic Year 2023-24**



**Shri Nagpur Gujarati Mandal's
VMV Commerce, JMT Arts and JJP Science College
Wardhaman Nagar, Nagpur – 440008**

NAAC RE-Accredited 'B+' Grade with CGPA 2.55

CERTIFICATE

This is to certify that the above analysis of report of Feedback on the Academic performance and Ambience of the college has taken from the stakeholders and duly submitted to the College Development Committee constituted u/s 97 MPU Act 2017.

S. R. Mishra

(Dr. Mrs. S. R. Mishra)

IQAR, Coordinator

Co-ordinator, IQAC
VMV Commerce JMT Arts &
JJP Science College
Wardhaman Nagar, Nagpur

A. T. Mudgal

(Dr. A. T. Mudgal)

Principal

Officiating Principal
V. M. Vasant Com., J. M. Thakar Arts
& J. J. Patel Sc. College
Wardhaman Nagar, Nagpur-8

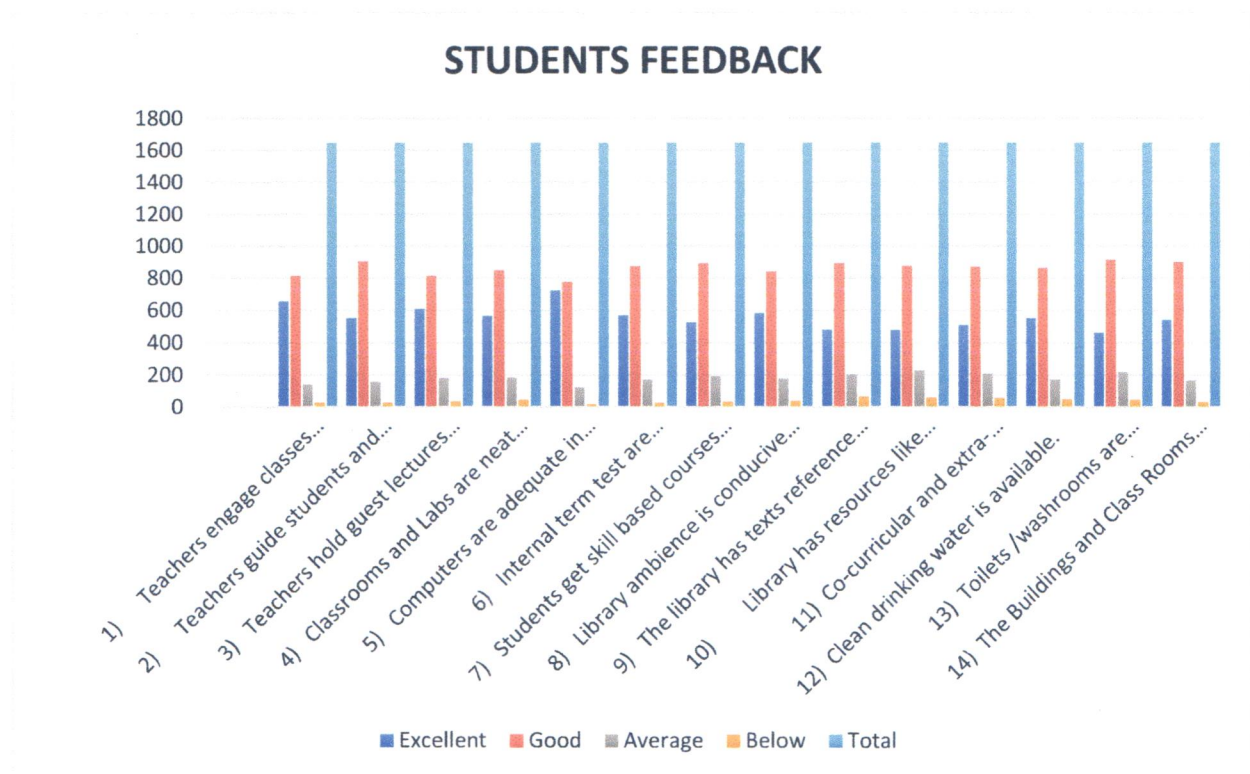
Students Feedback:

Students are the primary stakeholders in higher education systems. Their involvement and engagement at all levels, both in internal and external quality assurance, are essential. Since the academic year 2020-21, our college has implemented an online feedback system. We have collected online feedback from our undergraduate students and postgraduate students. A special four-point scale feedback form was developed to assess the academic performance and ambience of the institution from various stakeholders. In total, we received 1648 online feedback responses regarding the academic performance and ambience of the institution.

Students Feedback Table

Questions	Excellent	Good	Average	Below Average	Total
1) Teachers engage classes regularly, complete syllabus with explanations on all topics	658	817	142	31	1648
2) Teachers guide students and motivate them	553	905	159	31	1648
3) Teachers hold guest lectures /seminars /workshops/ internships/field visits /projects at Industries on regular basis	609	817	183	39	1648
4) Classrooms and Labs are neat and clean	566	850	184	48	1648
5) Computers are adequate in number	724	779	124	21	1648
6) Internal term test are periodically conducted towards students continuous evaluation	571	875	172	30	1648
7) Students get skill based courses for employability.	526	892	193	37	1648
8) Library ambience is conducive for learning	584	843	179	42	1648
9) The library has texts reference books and books for competitive exams	480	892	205	71	1648
10) Library has resources like eBooks, e-journals in the Digital Library	478	877	229	64	1648
11) Co-curricular and extra-curricular (sports & games) activities complement	508	870	209	61	1648

students' academic pursuit					
12) Clean drinking water is available.	553	867	174	54	1648
13) Toilets /washrooms are adequate in number, hygienic and well maintained	463	915	220	50	1648
14) The Buildings and Class Rooms are accessible to differently challenged students/stakeholders.	542	901	168	37	1648



Analysis of Students Feedback : On average, 97.33% of students expressed satisfaction with the institution's academic performance and ambience.

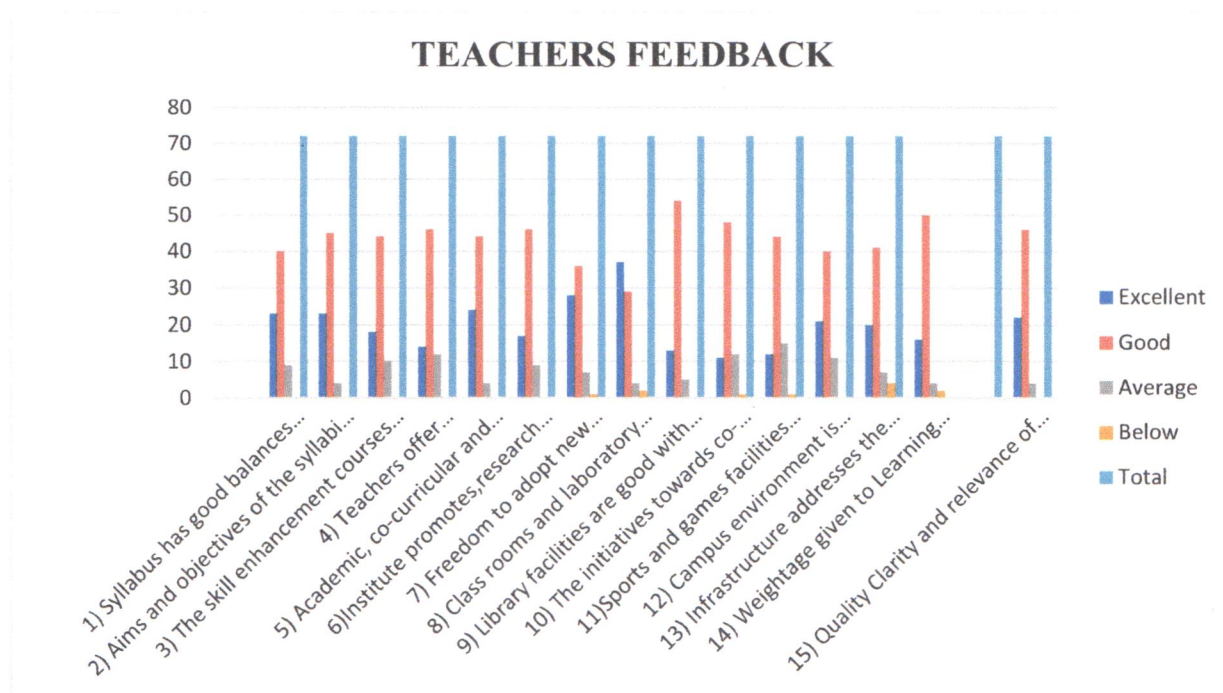
TEACHERS FEEDBACK:

Teachers play a crucial role in the college, and the quality and growth of the institution depend significantly on the quality of its teachers. To support the holistic development of both students and the college, feedback from teachers on the institution's academic performance and ambience is gathered. We collected and analysed 72 online feedback responses from teachers regarding these aspects.

TEACHERS FEEDBACK TABLE

Questions	Excellent	Good	Average	Below Average	Total
1) Syllabus has good balances between theory and application	23	40	9	00	72
2) Aims and objectives of the syllabi are well defined and clear to teachers and students.	23	45	04	00	72
3) The skill enhancement courses are made available to students for development of soft skills & employability skills.	18	44	10	00	72
4) Teachers offer counseling/mentoring for students excellence.	14	46	12	00	72
5) Academic, co-curricular and extracurricular opportunities and facilities shape the character of students in terms of values, ethics, gender issues, environment & sustainability.	24	44	04	00	72
6) Institute promotes, research publication, faculty development, patents etc., through faculty motivation..	17	46	09	00	72
7) Freedom to adopt new techniques /strategies of teaching such as seminar presentations, group discussion and learners participation.	28	36	07	01	72

8) Class rooms and laboratory ambience are good for effective instructional delivery and practice.	37	29	04	02	72
9) Library facilities are good with good number of books, e-books-journals etc., for self-learning and research.	13	54	05	00	72
10) The initiatives towards co-curricular activities helped in nurturing talents.	11	48	12	01	72
11) Sports and games facilities helped in participating inter-institutional competitions.	12	44	15	01	72
12) Campus environment is conducive for healthy interaction among students, teachers and other stakeholders.	21	40	11	00	72
13) Infrastructure addresses the needs of differently-abled stake holders.	20	41	07	04	72
14) Weightage given to Learning Values (in terms of knowledge, concepts manual skills, analytical abilities and broadening perspectives)	16	50	04	02	72
15) Quality Clarity and relevance of textual reading/References material/Study material.	22	46	4	00	72



Analysis of Teachers Feedback : Nearly 99.01% of teachers reported satisfaction with the academic performance and ambience of the institution.

EMPLOYERS FEEDBACK:

Feedback from employers is also gathered and analysed concerning the institution's academic performance and ambience. For the current academic year, we received a total of 26 employers feedback responses.

EMPLOYERS FEEDBACK TABLE

Questions	Excellent	Good	Average	Below Average	Total
1) Our Graduates employees have technical skills and domain expertise.	10	16	00	00	26
2) Our Graduates Employees are good in communication and interpersonal skills.	8	16	02	00	26

3) Our Graduates employees have good aptitude and problem solving skills	9	17	00	00	26
4) Our Graduates employees collaborate and undertake multidisciplinary tasks	08	17	01	00	26
5) Our Graduates employees have good values	9	16	01	00	26
6) Our Graduates employees have self-learning and lifelong learning capabilities	06	20	00	00	26
7) Our Graduate employees have exposure to modern software tools and computers	09	17	00	00	26
8) Our Graduates employees exhibit additional and advanced knowledge acquired through add-on certification programs	10	16	00	00	26
9) Our Graduate employees have leadership abilities	08	18	00	00	26



Analysis of Employers Feedback : On average,100% of employers expressed satisfaction with the institution's current academic performance and ambience.

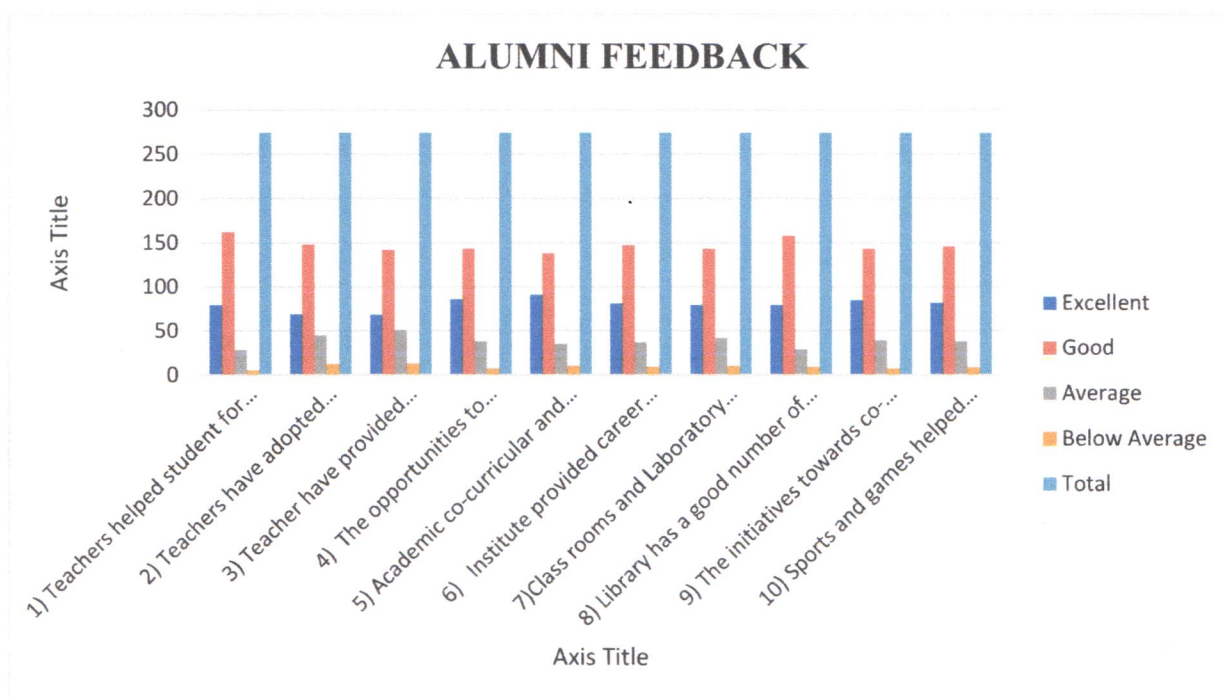
ALUMNI FEEDBACK:

Our alumni are invaluable to us, offering insights on enhancing our facilities and improving the employability of our students. We encourage our alumni to provide honest feedback on the institution's academic performance and ambience. In total, we received 274 online feedback responses from alumni regarding these areas. Based on their responses, the following analysis was conducted.

ALUMNI FEEDBACK TABLE

Questions	Excellent	Good	Average	Below Average	Total
1) Teachers helped student for good academic performance and for excelling in co and extra-curricular activities.	79	162	28	05	274
2) Teachers have adopted classroom teaching and online learning methodologies.	69	148	45	12	274
3) Teacher have provided additional program and opportunities to learn new skills for employability.	68	142	51	13	274
4) The opportunities to participate in NSS/NCC and in other extension activities inculcate a sense of responsibility.	86	143	38	07	274
5) Academic co-curricular and extra-curricular facilities shape students in terms of values, ethics, gender issues, environment & sustainability.	91	138	35	10	274
6) Institute provided career development, personality development, communication skills development, employability skill development programs and career placements.	81	147	37	09	274
7)Class rooms and Laboratory facilities are good with ICT Tools ,LCD Projectors, Smart Boards etc.	79	143	42	10	274
8) Library has a good number of book, e-books, e-journals etc. for self-learning and research.	79	158	29	09	274

9) The initiatives towards co-curricular activities helped in nurturing talents.	85	143	39	07	274
10) Sports and games helped students in participating in inter-institutional competition.	82	146	38	08	274



Analysis of Alumni Feedback : On average, 96.75% of alumni were satisfied with the institution's academic performance and ambience

**Analysis Report of Feedback on the Academic Performance and Ambience
of the Institution from Various Stakeholders,
Academic Year 2023-24**

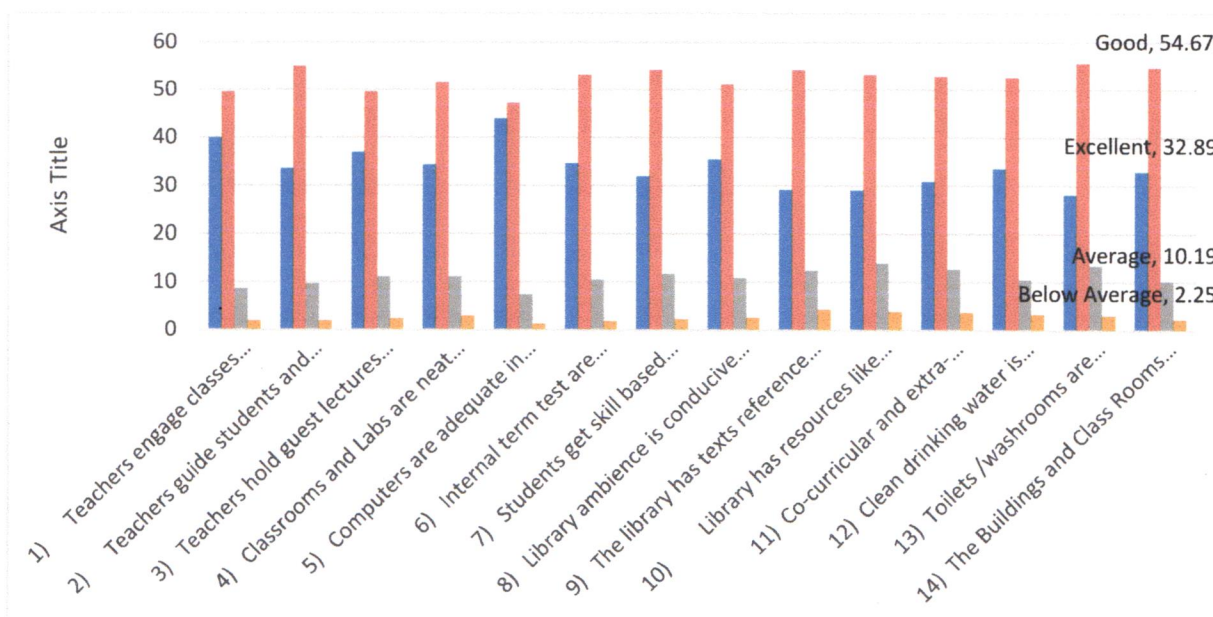
STUDENTS FEEDBACK:

Students are the primary stakeholders in higher education. Their engagement in both internal and external quality assurance is essential. This academic year, the college introduced an online feedback system, collecting responses from undergraduate and postgraduate students. A specialized four-point scale feedback form was developed to gather opinions on the academic performance and Ambience. A total of 1648 online responses were received regarding the syllabus of various courses designed by the RTM Nagpur University of Nagpur.

STUDENTS FEEDBACK TABLE

Questions	Excellent	Good	Average	Below Average
1) Teachers engage classes regularly, complete syllabus with explanations on all topics	39.93	49.58	8.62	1.88
2) Teachers guide students and motivate them	33.56	54.92	9.65	1.88
3) Teachers hold guest lectures /seminars /workshops/ internships/field visits /projects at Industries on regular basis	36.95	49.58	11.10	2.37
4) Classrooms and Labs are neat and clean	34.34	51.58	11.17	2.91
5) Computers are adequate in number	43.93	47.27	7.52	1.27
6) Internal term test are periodically conducted towards students continuous evaluation	34.65	53.09	10.44	1.82
7) Students get skill based courses for employability.	31.92	54.13	11.71	2.25
8) Library ambience is conducive for learning	35.44	51.15	10.86	2.55

9) The library has texts reference books and books for competitive exams	29.13	54.13	12.44	4.31
10) Library has resources like eBooks, e-journals in the Digital Library	29.00	53.22	13.90	3.88
11) Co-curricular and extra-curricular (sports & games) activities complement students' academic pursuit	30.83	52.79	12.68	3.70
12) Clean drinking water is available.	33.56	52.61	10.56	3.28
13) Toilets /washrooms are adequate in number, hygienic and well maintained	28.09	55.52	13.35	3.03
14) The Buildings and Class Rooms are accessible to differently challenged students/stakeholders.	32.89	54.67	10.19	2.25
AVERAGE	33.87	52.45	11.01	2.67



Analysis of Student Feedback: On average, 97.33% of students expressed satisfaction with the current syllabus of the programs offered by the RTM Nagpur University of Nagpur.

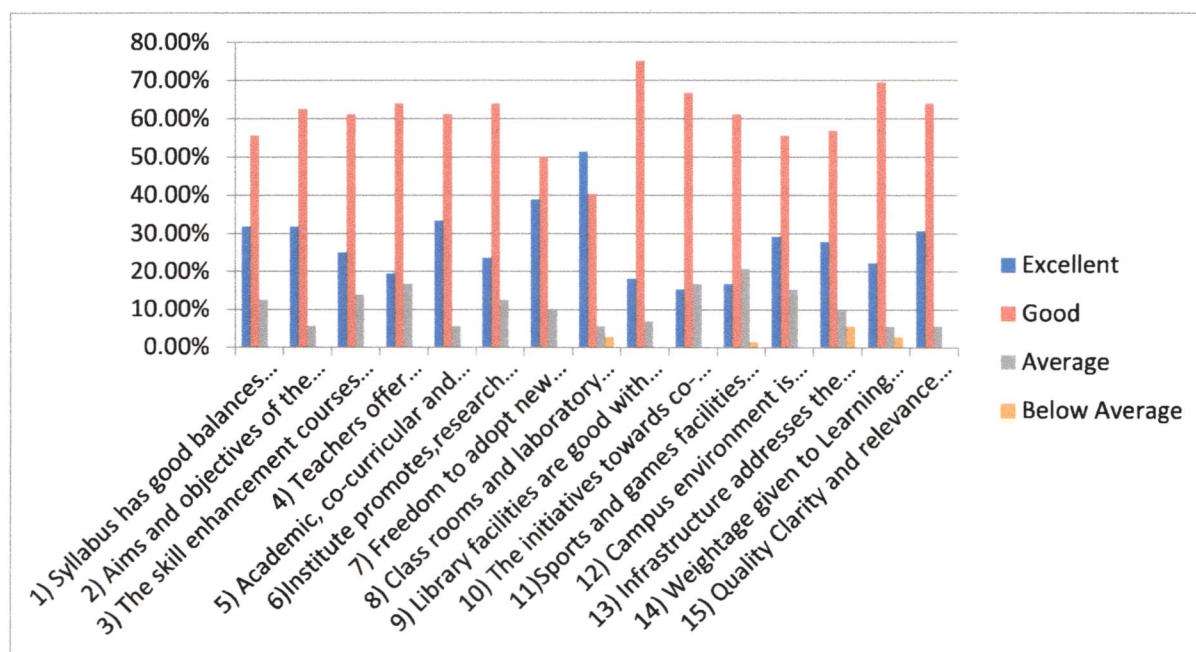
TEACHER FEEDBACK:

As an affiliate of the RTM Nagpur University of Nagpur, the college follows the university's prescribed curriculum. However, feedback is also collected online from subject teachers for suggestions on Academic performance and ambience. A total of 72 teacher responses were received and analysed.

TEACHER FEEDBACK TABLE

Questions	Excellent	Good	Average	Below Average
1) Syllabus has good balances between theory and application	31.90%	55.60%	12.50%	00
2) Aims and objectives of the syllabi are well defined and clear to teachers and students.	31.90%	62.50%	5.60%	00
3) The skill enhancement courses are made available to students for development of soft skills & employability skills.	25.00%	61.10%	13.90%	00
4) Teachers offer counseling/mentoring for students excellence.	19.40%	63.90%	16.70%	00
5) Academic, co-curricular and extracurricular opportunities and facilities shape the character of students in terms of values, ethics, gender issues, environment & sustainability.	33.30%	61.10%	5.60%	00
6) Institute promotes, research publication, faculty development, patents etc., through faculty motivation..	23.60%	63.90%	12.50%	00
7) Freedom to adopt new techniques /strategies of teaching such as seminar presentations, group discussion and learners participation.	38.90%	50.00%	9.70%	00
8) Class rooms and laboratory ambience are good for effective instructional delivery and practice.	51.4%	40.30%	5.60%	2.80%

9) Library facilities are good with good number of books, e-books-journals etc., for self-learning and research.	18.10%	75.00%	6.90%	00
10) The initiatives towards co-curricular activities helped in nurturing talents.	15.30%	66.70%	16.70%	00
11) Sports and games facilities helped in participating inter-institutional competitions.	16.70%	61.10%	20.80%	1.40%
12) Campus environment is conducive for healthy interaction among students, teachers and other stakeholders.	29.20%	55.60%	15.30%	00
13) Infrastructure addresses the needs of differently-abled stake holders.	27.80%	56.90%	9.70%	5.60%
14) Weightage given to Learning Values (in terms of knowledge, concepts manual skills, analytical abilities and broadening perspectives)	22.20%	69.40%	5.60%	2.80%
15) Quality Clarity and relevance of textual reading/References material/Study material.	30.60%	63.90%	5.60%	00
AVERAGE	27.69%	60.47%	10.85%	0.84%



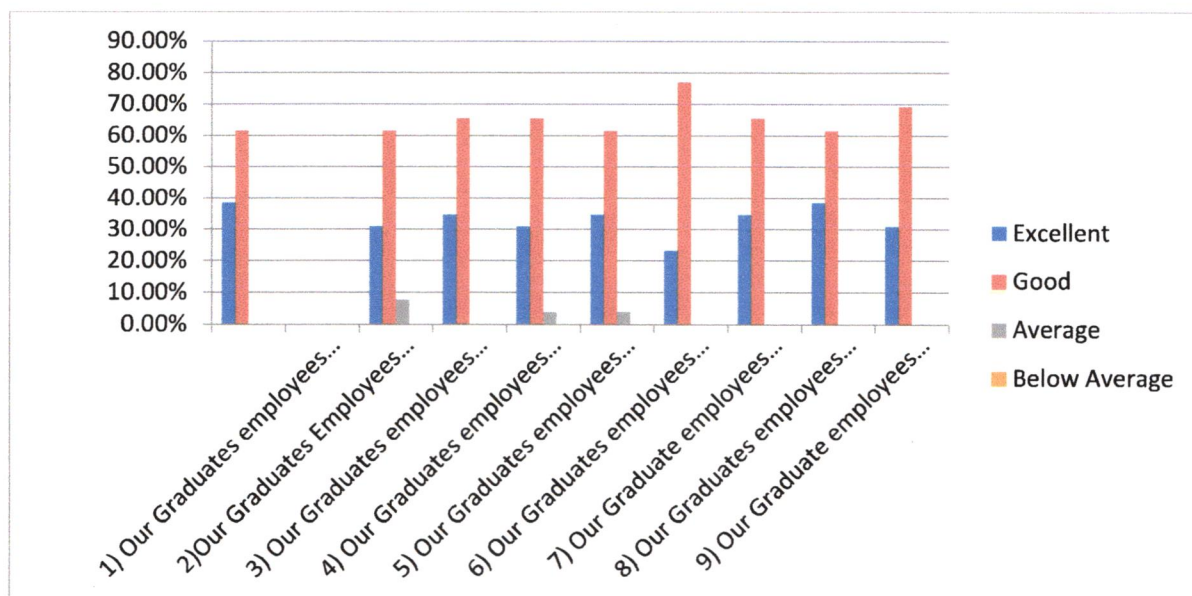
Analysis of Teacher Feedback : On average, 99.01% of teachers were satisfied with the current syllabus of the courses offered by the RTM Nagpur University of Nagpur.

EMPLOYERS FEEDBACK:

Employers' online feedback is collected and analysed regarding the syllabus designed by the RTM Nagpur University of Nagpur. For the current academic year, we received a total of 26 online feedback responses from employers.

EMPLOYERS FEEDBACK TABLE:

Questions	Excellent	Good	Average	Below Average
1) Our Graduates employees have technical skills and domain expertise.	38.46	61.54	0.00	0.00
2) Our Graduates Employees are good in communication and interpersonal skills.	30.77	61.54	7.69	0.00
3) Our Graduates employees have good aptitude and problem solving skills	34.62	65.38	0.00	0.00
4) Our Graduates employees collaborate and undertake multidisciplinary tasks	30.77	65.38	3.85	0.00
5) Our Graduates employees have good values	34.62	61.54	3.85	0.00
6) Our Graduates employees have self-learning and lifelong learning capabilities	23.08	76.92	0.00	0.00
7) Our Graduate employees have exposure to modern software tools and computers	34.62	65.38	0.00	0.00
8) Our Graduates employees exhibit additional and advanced knowledge acquired through add-on certification programs	38.46	61.54	0.00	0.00
9) Our Graduate employees have leadership abilities	30.77	69.23	0.00	0.00
AVERAGE	32.91	65.38	1.71	0.00



Analysis of Employers' Feedback : On average, 100% of employers agreed with the current syllabus of various courses designed by the RTM Nagpur University of Nagpur.

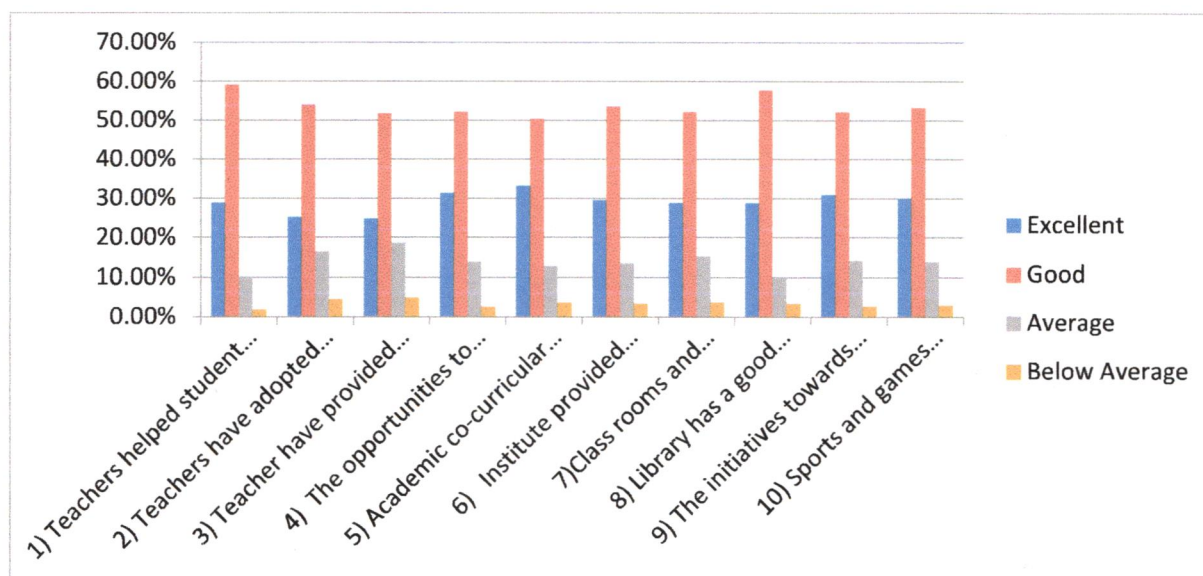
ALUMNI FEEDBACK:

Our alumni are invaluable to us, offering insights into enhancing facilities and improving the employability of our students. We invite our alumni to provide honest feedback on the academic performance and ambience. We received a total of 274 online feedback responses from alumni regarding the syllabus designed by the RTM Nagpur University of Nagpur. The analysis based on these responses is as follows:

ALUMNI FEEDBACK TABLE

Questions	Excellent	Good	Average	Below Average
1) Teachers helped student for good academic performance and for excelling in co and extra-curricular activities.	28.83	59.12	10.22	1.82
2) Teachers have adopted classroom teaching and online learning methodologies.	25.18	54.01	16.42	4.38
3) Teacher have provided additional program and opportunities to learn new skills for employability.	24.82	51.82	18.61	4.74
4) The opportunities to participate in NSS/NCC and in other extension	31.39	52.19	13.87	2.55

activities inculcate a sense of responsibility.				
5) Academic co-curricular and extra-curricular facilities shape students in terms of values, ethics, gender issues, environment & sustainability.	33.21	50.36	12.77	3.65
6) Institute provided career development, personality development, communication skills development, employability skill development programs and career placements.	29.56	53.65	13.50	3.28
7) Class rooms and Laboratory facilities are good with ICT Tools, LCD Projectors, Smart Boards etc.	28.83	52.19	15.33	3.65
8) Library has a good number of book, e-books, e-journals etc. for self-learning and research.	28.83	57.66	10.58	3.28
9) The initiatives towards co-curricular activities helped in nurturing talents.	31.02	52.19	14.23	2.55
10) Sports and games helped students in participating in inter-institutional competition.	29.93	53.28	13.87	2.92
AVERAGE	29.16	53.65	13.94	3.28



Analysis of Alumni Feedback : On average, 96.75% of alumni expressed satisfaction with the current syllabus of various courses designed by the RTM Nagpur University of Nagpur.

Smishra
(Dr. Mrs. S. R. Mishra)

IQAR, Coordinator
Co-ordinator, IQAC

WV Commerce JMT Arts &
JJP Science College
Wardhaman Nagar, Nagpur

Shubh
(Dr. A. I. Mudgal)
Principal

Officiating Principal
V. M. Vasant Com., J. M. Thakkar Art.
& J. J. Patel Sc. College
Wardhaman Nagar, Nagpur


VMV COMMERCE, JMT ARTS AND JJP SCIENCE COLLEGE


Wardhaman Nagpur – 440 008

ACTION TAKEN REPORT ON STAKEHOLDERS FEEDBACK – 2023-24

Stakeholder	Suggestion /Feedback	Action Taken
Students	To conduct more employment oriented Add-on Courses	A skill employment oriented courses were conducted. More such skill oriented courses will be conducted in next year.
	To increase the number of sports equipment and sport activities.	The request from students for an increase in the availability of sports items is considered and in response, Sports equipment's have been acquired for student's. The sports of archery was introduced in the college in the current year.
	To have more number of Curriculums text books in the library.	The librarian assured to procure more number of curriculum books in the library next year.
	Conduct workshop on advanced technology	Expert on advanced technology will be invited to conduct workshops
Teachers	To increase ICT facility required for teaching purpose, thereby upgrading faculties.	Increase the Number of Classroom with ICT facilities
	To increase college and industry collaboration for employability.	It was decided to enter into more number MOUs with industries.
	Need Botany lab modification and requirement of some lab instrument.	The proposal was discussed with the Principal. The order for instrument has been given.
Employers	Student should get-exposure to modern software tools and Computer operation	Hands-on training was given to students on the useful software on computers.
	Enhance Communication and inter-personal skill of students	Certificate Courses on Communication skill and Interpersonal skill were offered to students.
Alumni	To increase the Skill-Development Courses for students.	Various Certificate Courses on Skill Development were offered to students.
	Syllabus should be updated	The NEP has introduced updated syllabus for holistic development of students.
	To conduct programmes on entrepreneurship development	More such programmes will be conducted in next session.


(Dr. Pratap M. Chauhan)
Convener, Criterion – I


(Dr. Mrs. S. R. Mishra)
IQAR, Coordinator
Co-ordinator, IQAC
VMV Commerce JMT Arts & JJP Science College
Wardhaman Nagar, Nagpur


(Dr. A. I. Mudgal)
Principal
Officiating Principal
V. M. Vasant Com., J. M. Thekar Arts & J. J. Patel Sc. College
Wardhaman Nagar, Nagpur-8